

HANSOH PHARMACEUTICAL GROUP CO LTD

15 minutes delayed

ISIN: **KYG549581067**

WKN: -

Overview

2023/09/25 10:08:26 15 minutes delayed

Price

10.04 HKD

Difference  0.90% (0.09)

General attributes

ISIN KYG549581067

Symbol 3692

Exchange Hong Kong Stock Exchange

Currency HKD

Sector Chemical / Pharmaceutical / Health

Security type Stock

Market cap (m) 7,155 EUR

Benchmark MSCI WORLD INDEX (STRD, UHD)

Market data

Bid (Bid size) -

Ask (Ask size) -

Open 9.91 HKD

High 10.28 HKD

Low 9.87 HKD

Close (prev. day) 9.95 HKD

VWAP 10.149521 HKD

Volume (pcs) -

Trading volume -

Number of trades -

Last size -

Futures and Options

Related Futures -

Related Options -

5Y













Information about previous performance does not guarantee future performance.

Source: FactSet

Recent research

on sector

Date	Headline	Download
2023/09/08	 Global Equity Ratings	
2023/08/22	 Global Equity Ratings	
2023/08/17	 Global Equity Ratings	
2023/08/09	 Global Equity Ratings	
2023/07/21	 Global Equity Ratings	

Details

2023/09/25 10:08:26 15 minutes delayed

Price

10.04 HKD

Difference ▲ 0.90% (0.09)

General attributes

ISIN	KYG549581067
Symbol	3692
Exchange	Hong Kong Stock Exchange
Currency	HKD
Sector	Chemical / Pharmaceutical / Health
Security type	Stock
Market cap (m)	7,155 EUR
Benchmark	MSCI WORLD INDEX (STRD, UHD)

Market data

Bid (Bid size)	-
Ask (Ask size)	-
Open	9.91 HKD
High	10.28 HKD
Low	9.87 HKD
Close (prev. day)	9.95 HKD
VWAP	10.149521 HKD
Volume (pcs)	-
Trading volume	-
Number of trades	-
Last size	-

Performance and Risk

	6m	1Y	3Y
Perf (%)	-27.46%	-17.57%	-72.53%
Perf (abs.)	-3.80	-2.14	-26.51
Beta	0.92	0.50	0.34
Volatility	42.35	47.82	47.73

5Y



Information about previous performance does not guarantee future performance.

Source: FactSet

Price data

Ø price 5 days Ø volume 5 days (pcs.)	9.91 HKD (-)
Ø price 30 days Ø volume 30 days (pcs.)	10.07 HKD (-)
Ø price 100 days Ø volume 100 days (pcs.)	12.00 HKD (-)
Ø price 250 days Ø volume 250 days (pcs.)	13.47 HKD (-)
YTD High date	18.20 HKD (2023/01/10)
YTD Low date	9.41 HKD (2023/08/21)
52 Weeks High date	18.20 HKD (2023/01/10)
52 Weeks Low date	9.41 HKD (2023/08/21)

All listings for HANSOH PHARMACEUTICAL GROUP CO LTD

Exchange 📍	Date	Time	Price	Trading volume (mio.)	Number of trades
Tradegate	2023/09/22	22:02	1.20 EUR	0.00	1
Stuttgart	2023/09/25	08:05	1.21 EUR	0.00	1
Munich	2023/09/25	08:04	1.19 EUR	0.00	1
Hong Kong Stock Exchange	2023/09/25	10:08	10.04 HKD	-	-
Frankfurt	2023/09/25	09:15	1.18 EUR	0.00	1

	22					
FINRA other OTC Issues	2023/04/ 11	19:23	1.83 USD	0.03		1

Company profile

Company Logo



Company Profile

-

Contact Details

HANSOH PHARMACEUTICAL GROUP

--

Telefon: -

Fax: -

E-mail: -