

HANSOH PHARMACEUTICAL GROUP CO LTD

15 minutes delayed

ISIN: **KYG549581067** WKN: -

Overview

2023/06/08 10:08:14 15 minutes delayed

Price

13.04 HKD

Difference  -0.46% (-0.06)

General attributes

ISIN	KYG549581067
Symbol	3692
Exchange	Hong Kong Stock Exchange
Currency	HKD
Sector	Chemical / Pharmaceutical / Health
Security type	Stock
Market cap (m)	9,224 EUR
Benchmark	MSCI WORLD INDEX (STRD, UHD)

Market data

Bid (Bid size)	-
Ask (Ask size)	-
Open	13.10 HKD
High	13.20 HKD
Low	12.90 HKD
Close (prev. day)	13.10 HKD
VWAP	13.07284 HKD
Volume (pcs)	-
Trading volume	-
Number of trades	-
Last size	-

Futures and Options





Related Futures	-
Related Options	-

5Y



Information about previous performance does not guarantee future performance.
Source: FactSet

Recent research

on sector			
Date		Headline	Download
2023/06/06		Global Equity Ratings	
2023/06/01		Global Equity Ratings	
2023/05/24		Global Equity Ratings	
2023/05/03		Global Equity Ratings	
2023/04/25		Global Equity Ratings	

Details

2023/06/08 10:08:14 15 minutes delayed

Price

13.04 HKD

Difference  -0.46% (-0.06)

General attributes

ISIN	KYG549581067
Symbol	3692
Exchange	Hong Kong Stock Exchange
Currency	HKD
Sector	Chemical / Pharmaceutical / Health
Security type	Stock
Market cap (m)	9,224 EUR
Benchmark	MSCI WORLD INDEX (STRD, UHD)

Market data

Bid (Bid size)	-
Ask (Ask size)	-
Open	13.10 HKD
High	13.20 HKD
Low	12.90 HKD
Close (prev. day)	13.10 HKD
VWAP	13.07284 HKD
Volume (pcs)	-
Trading volume	-
Number of trades	-
Last size	-

Performance and Risk

	6m	1Y	3Y
Perf (%)	-14.88%	-3.55%	-63.93%
Perf (abs.)	-2.28	-0.48	-23.11
Beta	0.33	0.40	0.25
Volatility	41.54	48.15	46.73

5Y



Information about previous performance does not guarantee future performance.
Source: FactSet

Price data

Ø price 5 days Ø volume 5 days (pcs.)	13.22 HKD (-)
Ø price 30 days Ø volume 30 days (pcs.)	13.47 HKD (-)
Ø price 100 days Ø volume 100 days (pcs.)	14.62 HKD (-)
Ø price 250 days Ø volume 250 days (pcs.)	14.51 HKD (-)
YTD High date	18.20 HKD (2023/01/10)
YTD Low date	12.12 HKD (2023/05/19)
52 Weeks High date	18.20 HKD (2023/01/10)
52 Weeks Low date	11.04 HKD (2022/10/12)

All listings for HANSOH PHARMACEUTICAL GROUP CO LTD

Exchange 	Date	Time	Price	Trading volume (mio.)	Number of trades
Tradegate	2023/06/07	22:02	1.57 EUR	0.00	1
Stuttgart	2023/06/08	08:18	1.52 EUR	0.00	1
Munich	2023/06/08	08:06	1.56 EUR	0.00	1
Hong Kong Stock Exchange	2023/06/08	10:08	13.04 HKD	-	-
Frankfurt	2023/06/08	09:15	1.55 EUR	0.00	1

	08					
FINRA other OTC Issues	2023/04/ 11	19:23	1.83 USD	0.03		1

Company profile

Company Logo



Company Profile

-

Contact Details

HANSOH PHARMACEUTICAL GROUP

--

Telefon: -

Fax: -

E-mail: -