

SOLENO THERAPEUTICS INC COM USD0.001 (POST REV SPLT)

ISIN: **US8342033094** WKN: **834203309**

Overview

2024/10/18 15:29:02

Price
47.22 EURDifference  -5.22% (-2.60)

General attributes

ISIN	US8342033094
Symbol	SLNO
Exchange	Frankfurt
Currency	EUR
Sector	-
Security type	Stock
Market cap (m)	1,944 EUR
Benchmark	S&P 500

Market data

Bid (Bid size)	-
Ask (Ask size)	-
Open	48.32 EUR
High	48.42 EUR
Low	47.22 EUR
Close (prev. day)	49.82 EUR
VWAP	45.32 EUR
Volume (pcs)	0
Trading volume	0.00
Number of trades	5
Last size	0

Futures and Options




Related Futures	-
Related Options	-

5Y



Information about previous performance does not guarantee future performance.
Source: FactSet

Recent research

on market		
Date	Headline	Download
2024/10/08	 Global Strategy 4Q 2024	
2024/09/27	 Global Equity Ratings	
2024/09/11	 Global Equity Ratings	
2024/09/05	 Global Equity Ratings	
2024/08/12	 Global Equity Ratings	

Details

2024/10/18 15:29:02

Price

47.22 EUR

Difference ▼ -5.22% (-2.60)

General attributes

ISIN	US8342033094
Symbol	SLNO
Exchange	Frankfurt
Currency	EUR
Sector	-
Security type	Stock
Market cap (m)	1,944 EUR
Benchmark	S&P 500

Market data

Bid (Bid size)	-
Ask (Ask size)	-
Open	48.32 EUR
High	48.42 EUR
Low	47.22 EUR
Close (prev. day)	49.82 EUR
VWAP	45.32 EUR
Volume (pcs)	0
Trading volume	0.00
Number of trades	5
Last size	0

Performance and Risk

	6m	1Y	3Y
Perf (%)	+34.91%	+113.67%	+346.52%
Perf (abs.)	+12.22	+25.12	+36.65
Beta	1.54	1.41	0.73
Volatility	59.62	76.51	149.11

5Y



Information about previous performance does not guarantee future performance.
Source: FactSet

Price data

Ø price 5 days Ø volume 5 days (pcs.)	48.18 EUR (0)
Ø price 30 days Ø volume 30 days (pcs.)	45.42 EUR (83)
Ø price 100 days Ø volume 100 days (pcs.)	42.50 EUR (28)
Ø price 250 days Ø volume 250 days (pcs.)	39.59 EUR (40)
YTD High date	49.82 EUR (2024/10/17)
YTD Low date	32.90 EUR (2024/01/05)
52 Weeks High date	49.82 EUR (2024/10/17)
52 Weeks Low date	20.10 EUR (2023/11/09)

Arbitrage views

Exchange	Date	Time	Price	Trading volume (mio.)	Number of trades
Tradegate	2024/10/18	22:26	49.92 EUR	0.02	1
Stuttgart	2022/09/07	08:01	1.96 EUR	0.00	3
Nasdaq	2024/10/18	22:00	54.16 USD	37.44	10,122
Munich	2024/10/18	08:01	49.40 EUR	0.00	1
Frankfurt	2024/10/18	15:29	47.22 EUR	0.00	5
Duesseldorf	2024/10/18	19:32	49.40 EUR	0.00	7
Berlin	2024/10/18	21:40	49.68 EUR	0.00	13

Company profile

Company Logo



Company Profile

-

Contact Details

SOLENO THERAPEUTICS INC

--

Telefon: -

Fax: -

E-mail: -