


BANK OF NEW YORK MELLON CORP.

ISIN: US0640581007 WKN: 064058100


Overview

2024/04/19 22:00:02		
Price	56.29 USD	
Difference		1.88% (1.04)

General attributes	
ISIN	US0640581007
Symbol	BK
Exchange	NYSE
Currency	USD
Sector	Financial
Security type	Stock
Market cap (m)	39,903 EUR
Benchmark	S&P 500

Market data	
Bid (Bid size)	56.29 USD (300)
Ask (Ask size)	56.75 USD (500)
Open	55.42 USD
High	56.41 USD
Low	55.42 USD
Close (prev. day)	55.25 USD
VWAP	56.168716 USD
Volume (pcs)	4,420,726
Trading volume	248,310,192.38
Number of trades	57,954
Last size	-

Futures and Options	
Related Futures	-
Related Options	-

PDF Downloads	
Company report: BANK OF NEW YORK MELLON CORP. 	




Information about previous performance does not guarantee future performance.
Source: FactSet

Recent research

on sector		on market	
Date		Headline	Download
2024/04/19		Akciové trhy - denní zpráva	
2024/04/18		Akciové trhy - denní zpráva	
2024/04/17		Akciové trhy - denní zpráva	
2024/04/16		Akciové trhy - denní zpráva	
2024/04/15		Akciové trhy - denní zpráva	

Details

2024/04/19 22:00:02		
Price	56.29 USD	
Difference		1.88% (1.04)

General attributes	
ISIN	US0640581007
Symbol	BK
Exchange	NYSE
Currency	USD
Sector	Financial
Security type	Stock
Market cap (m)	39,903 EUR
Benchmark	S&P 500

Market data	
Bid (Bid size)	56.29 USD (300)
Ask (Ask size)	56.75 USD (500)
Open	55.42 USD
High	56.41 USD
Low	55.42 USD
Close (prev. day)	55.25 USD
VWAP	56.168716 USD
Volume (pcs)	4,420,726
Trading volume	248,310,192.38
Number of trades	57,954
Last size	-

Performance and Risk			
	6m	1Y	3Y
Perf (%)	+28.04%	+23.08%	+19.93%
Perf (abs.)	+12.10	+10.36	+9.18
Beta	0.75	0.92	0.96
Volatility	16.59	20.63	26.28



Information about previous performance does not guarantee future performance.
Source: FactSet

Price data	
Ø price 5 days Ø volume 5 days (pcs.)	54.77 USD (5,457,437)
Ø price 30 days Ø volume 30 days (pcs.)	55.94 USD (3,766,069)
Ø price 100 days Ø volume 100 days (pcs.)	53.90 USD (3,968,098)
Ø price 250 days Ø volume 250 days (pcs.)	47.69 USD (4,382,274)
YTD High date	58.28 USD (2024/04/04)
YTD Low date	51.79 USD (2024/01/03)
52 Weeks High date	58.28 USD (2024/04/04)
52 Weeks Low date	39.65 USD (2023/05/16)

All listings for BANK OF NEW YORK MELLON CORP.					
Exchange 	Date	Time	Price	Trading volume (mio.)	Number of trades
Xetra	2023/12/15	17:35	47.15 EUR	0.01	1
Vienna Stock Exchange	2024/04/18	17:32	52.02 EUR	0.00	2
Tradegate	2024/04/19	22:26	52.84 EUR	0.00	2
Stuttgart	2024/04/19	21:51	52.63 EUR	0.00	5
NYSE	2024/	22:00	56.29 USD	248.31	57,954

	04/19					
Munich	2024/ 04/19	08:03	51.13 EUR	0.00		1
London Stock Exchange	2024/ 04/09	15:40	57.3287 USD	0.04		1
Hanover	2024/ 04/19	08:00	51.13 EUR	0.00		3
Frankfurt	2024/ 04/19	08:03	51.15 EUR	0.00		2
Euronext Milan MTF Trading After Hours	2024/ 03/01	20:10	50.80 EUR	0.00		1
Euronext Milan MTF Global Equity Market	2024/ 04/19	17:44	52.75 EUR	0.00		1
Duesseldorf	2024/ 04/19	19:31	52.71 EUR	0.00		7
Berlin	2024/ 04/19	08:08	51.17 EUR	0.00		2

Company profile

Company Logo



Contact Details

THE BANK OF NEW YORK MELLON
CORP.

--

240 Greenwich Street - 10286 New York

Telefon: +1-212-495-1784

Fax: +

E-mail: -

PDF Downloads

Company report: BANK OF NEW YORK MELLON CORP. 

Company Profile

The Bank of New York Mellon Corp. is a bank holding company, which engages in the provision of financial services. It operates through the following segments: Securities Services, Market and Wealth Services, Investment and Wealth Management, and Other segment. The Securities Services segment includes Asset Servicing business, which provides global custody, fund accounting, integrated middle-office solutions, transfer agency and data and analytics solutions. The Market and Wealth Services segment comprises industry leaders pershing and clearance and collateral management, and treasury services business. The Investment and Wealth Management segment provides services to institutional and retail investors, as well as investment management, wealth and estate planning. The Other segment which includes the leasing portfolio, corporate treasury activities, derivatives and other trading activity. The company was founded by Alexander Hamilton on June 9, 1784 and is headquartered in New York, NY.

Members of Management Board

Joseph Echevarria	Chairman of Board of Directors
Jeffrey Goldstein	Member of Board of Directors
Ralph Izzo	Member of Board of Directors
Alfred Zollar	Member of Board of Directors
Elizabeth Robinson	Member of Board of Directors
K. Guru Gowrappan	Member of Board of Directors
Linda Cook	Member of Board of Directors
Marguerite Gilliland	Member of Board of Directors
Rakefet Russak-Aminoach	Member of Board of Directors
Sandie Oconnor	Member of Board of Directors
Robin Vince	Chairman of Managing Board
Adam Vos	Member of Executive Committee
Akash Shah	Member of Executive Committee
Alejandro Perez	Member of Executive Committee
Brian Ruane	Member of Executive Committee
Bridget E. Engle	Member of Executive Committee
Catherine M. Keating	Member of Executive Committee
Dermot McDonogh	Member of Executive Committee
Emily Portney	Member of Executive

	Committee
Hani Kablawi	Member of Executive Committee
Hanneke Smits	Member of Executive Committee
J. Kevin McCarthy	Member of Executive Committee
James T. Crowley	Member of Executive Committee
Jayee Koffey	Member of Executive Committee
Jennifer Barker	Member of Executive Committee