


UBER TECHNOLOGIES INC.  
ISIN: US90353T1007      WKN: 90353T100

Overview

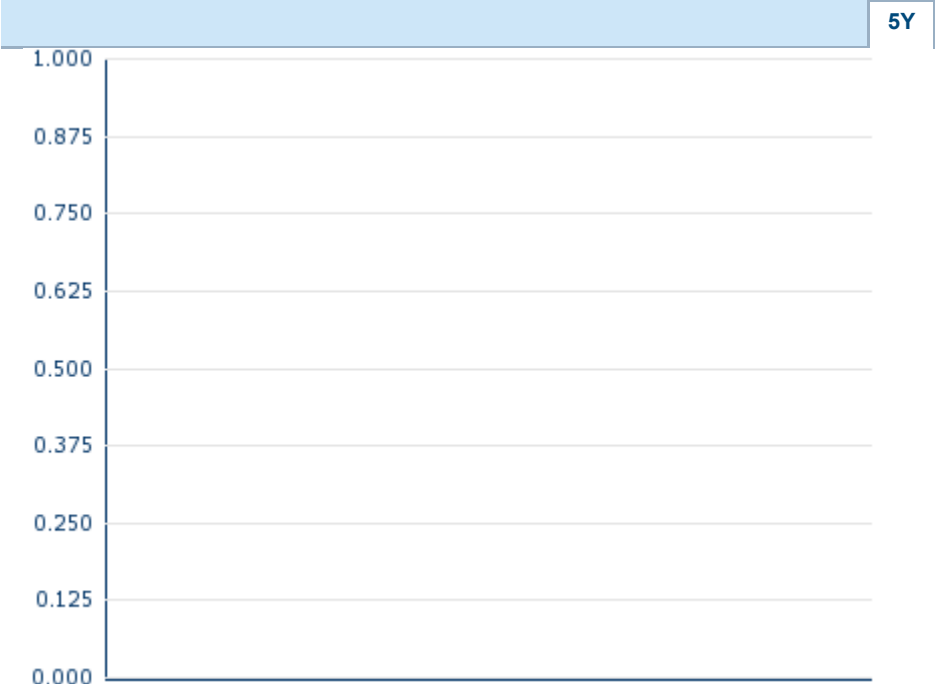
|                     |   |              |
|---------------------|---|--------------|
| 2019/07/12 17:36:08 |   |              |
| Price               | 48.00 CHF   |              |
| Difference          |  | 7.02% (3.15) |

|                    |                    |
|--------------------|--------------------|
| General attributes |                    |
| ISIN               | US90353T1007       |
| Symbol             | UBER               |
| Exchange           | SIX Swiss Exchange |
| Currency           | CHF                |
| Sector             | Transport          |
| Security type      | Stock              |
| Market cap (m)     | 142,412 EUR        |
| Benchmark          | S&P 500            |

|                   |                 |
|-------------------|-----------------|
| Market data       |                 |
| Bid (Bid size)    | 49.63 CHF (100) |
| Ask (Ask size)    | 47.90 CHF (400) |
| Open              | 48.00 CHF       |
| High              | 48.00 CHF       |
| Low               | 48.00 CHF       |
| Close (prev. day) | 44.85 CHF       |
| VWAP              | 53.44 CHF       |
| Volume (pcs)      | -               |
| Trading volume    | -               |
| Number of trades  | 1               |
| Last size         | -               |

|                     |    |
|---------------------|----|
| Futures and Options |    |
| Related Futures     | 15 |
| Related Options     | -  |


|  |   |
|--|---|
| PDF Downloads                          |   |
| Company report: UBER TECHNOLOGIES INC. |  |



Information about previous performance does not guarantee future performance.  
Source: FactSet

| Recent research |   |                       |   |
|-----------------|---|-----------------------|---|
| on instrument   | on sector   | on market             |   |
| Date            |   | Headline              | Download  |
| 2024/07/12      |  | Global Equity Ratings |  |
| 2024/06/21      |  | Global Equity Ratings |  |
| 2024/06/14      |  | Global Equity Ratings |  |
| 2024/05/29      |  | Global Equity Ratings |  |
| 2024/04/26      |  | Global Equity Ratings |  |

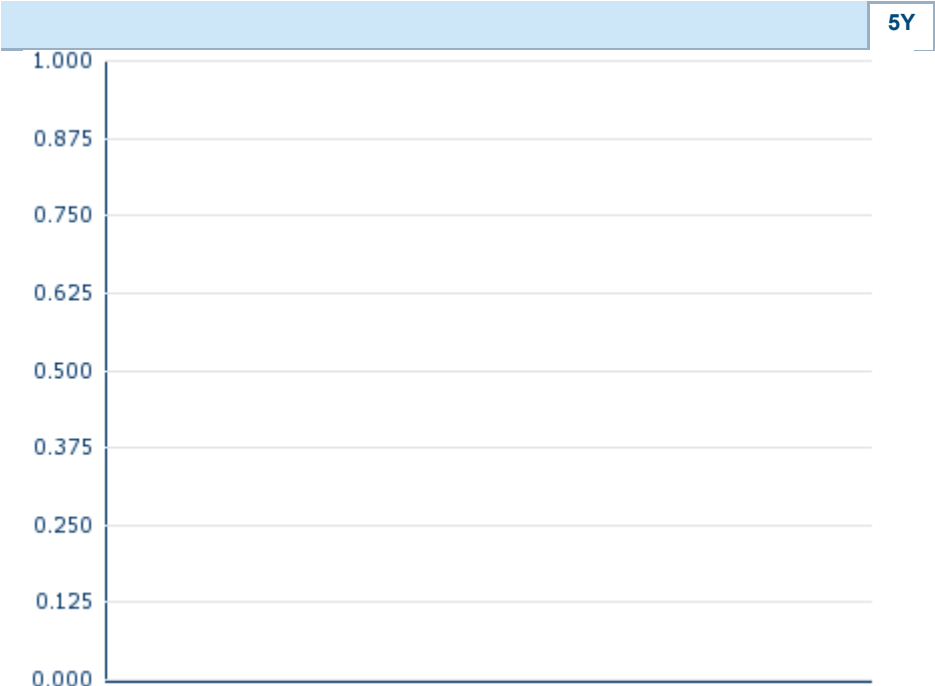
Details

|                     |   |              |
|---------------------|---|--------------|
| 2019/07/12 17:36:08 |   |              |
| Price               | 48.00 CHF   |              |
| Difference          |  | 7.02% (3.15) |

|                    |                    |
|--------------------|--------------------|
| General attributes |                    |
| ISIN               | US90353T1007       |
| Symbol             | UBER               |
| Exchange           | SIX Swiss Exchange |
| Currency           | CHF                |
| Sector             | Transport          |
| Security type      | Stock              |
| Market cap (m)     | 142,412 EUR        |
| Benchmark          | S&P 500            |

|                   |                 |
|-------------------|-----------------|
| Market data       |                 |
| Bid (Bid size)    | 49.63 CHF (100) |
| Ask (Ask size)    | 47.90 CHF (400) |
| Open              | 48.00 CHF       |
| High              | 48.00 CHF       |
| Low               | 48.00 CHF       |
| Close (prev. day) | 44.85 CHF       |
| VWAP              | 53.44 CHF       |
| Volume (pcs)      | -               |
| Trading volume    | -               |
| Number of trades  | 1               |
| Last size         | -               |

|                      |      |      |      |
|----------------------|------|------|------|
| Performance and Risk |      |      |      |
|                      | 6m   | 1Y   | 3Y   |
| Perf (%)             | -    | -    | -    |
| Perf (abs.)          | -    | -    | -    |
| Beta                 | 1.42 | 1.58 | 1.53 |
| Volatility           | -    | -    | -    |



Information about previous performance does not guarantee future performance.  
Source: FactSet

|   |                |
|---|----------------|
| Price data                                  |                |
| Ø price 5 days   Ø volume 5 days (pcs.)     | - CHF (-)      |
| Ø price 30 days   Ø volume 30 days (pcs.)   | - CHF (18,693) |
| Ø price 100 days   Ø volume 100 days (pcs.) | - CHF (7,467)  |
| Ø price 250 days   Ø volume 250 days (pcs.) | - CHF (-)      |
| YTD High   date                             | - CHF (-)      |
| YTD Low   date                              | - CHF (-)      |
| 52 Weeks High   date                        | - CHF (-)      |
| 52 Weeks Low   date                         | - CHF (-)      |

|  |            |       |           |                       |                  |
|--|------------|-------|-----------|-----------------------|------------------|
| All listings for UBER TECHNOLOGIES INC.  |            |       |           |                       |                  |
| Exchange  | Date       | Time  | Price     | Trading volume (mio.) | Number of trades |
| Xetra  | 2024/07/17 | 12:15 | 67.44 EUR | 0.18                  | 47               |
| Vienna Stock Exchange  | 2024/07/17 | 11:00 | 67.33 EUR | 0.01                  | 3                |
| Tradegate  | 2024/07/17 | 12:31 | 67.44 EUR | 0.27                  | 35               |
| Stuttgart  | 2024/07/17 | 08:05 | 68.15 EUR | 0.00                  | 1                |
| SIX Swiss Exchange   | 2019/      | 17:36 | 48.00 CHF | 0.00                  | 1                |

|  |                |       |           |          |  |         |
|--|----------------|-------|-----------|----------|--|---------|
|  | 07/12          |       |           |          |  |         |
| SIX Swiss Exchange                         | 2022/<br>04/14 | 17:35 | 43.05 USD | 0.00     |  | 1       |
| NYSE                                       | 2024/<br>07/16 | 22:00 | 74.30 USD | 1,305.20 |  | 166,655 |
| Munich                                     | 2024/<br>07/17 | 08:01 | 68.13 EUR | 0.00     |  | 1       |
| London Stock Exchange                      | 2024/<br>07/16 | 17:35 | 74.35 USD | 0.00     |  | 23      |
| Hanover                                    | 2024/<br>07/17 | 08:09 | 68.12 EUR | 0.00     |  | 1       |
| Hamburg                                    | 2024/<br>07/17 | 08:06 | 68.13 EUR | 0.00     |  | 1       |
| Frankfurt                                  | 2024/<br>07/17 | 08:13 | 68.08 EUR | 0.00     |  | 1       |
| Euronext Milan MTF Trading<br>After Hours  | 2024/<br>06/27 | 19:15 | 66.33 EUR | 0.00     |  | 1       |
| Euronext Milan MTF Global<br>Equity Market | 2024/<br>07/17 | 12:16 | 67.73 EUR | 0.00     |  | 2       |
| Duesseldorf                                | 2024/<br>07/17 | 12:30 | 67.40 EUR | 0.00     |  | 3       |
| Berlin                                     | 2024/<br>07/17 | 08:01 | 68.14 EUR | 0.00     |  | 1       |

## Company profile

### Company Logo



### Contact Details

UBER TECHNOLOGIES INC.

--

1725 3rd Street - 94158 San Francisco

Telefon: +1-415-612-8582

Fax: +

E-mail: -

### PDF Downloads

Company report: UBER TECHNOLOGIES INC.



### Company Profile

Uber Technologies, Inc. is a technology platform, which engages in the development and operation of technology applications, network, and product to power movement from point A to point B. The firm offers ride services and merchants delivery service providers for meal preparation, grocery and other delivery services. It operates through the following segments: Mobility, Delivery, and Freight. The Mobility segment refers to products that connect consumers with Mobility Drivers who provide rides in a variety of vehicles, such as cars, auto rickshaws, motorbikes, minibuses, or taxis. The Delivery segment offers consumers to search for and discover local restaurants, order a meal, and either pick-up at the restaurant or have the meal delivered and, in certain markets, Delivery also includes offerings for grocery, alcohol and convenience store delivery and other goods. The Freight segment leverages proprietary technology, brand awareness, and experience revolutionizing industries to connect carriers with shippers on Uber's platform, and gives carriers upfront, transparent pricing and the ability to book a shipment. The company was founded by Oscar Salazar Gaitan, Travis Kalanick and Garrett Camp in 2009 and is headquartered in San Francisco, CA.

### Members of Management Board

|                          |                                |
|--------------------------|--------------------------------|
| Ronald Sugar             | Chairman of Board of Directors |
| Alexander Rijn Wynaendts | Member of Board of Directors   |
| Amanda Ginsberg          | Member of Board of Directors   |
| David Trujillo           | Member of Board of Directors   |
| John Thain               | Member of Board of Directors   |
| Revathi Advaiti          | Member of Board of Directors   |
| Robert Eckert            | Member of Board of Directors   |
| Turqi Alnowaiser         | Member of Board of Directors   |
| Ursula Burns             | Member of Board of Directors   |
| Wan Ling Martello        | Member of Board of Directors   |
| Dara Khosrowshahi        | Chairman of Managing Board     |
| Nikki Krishnamurthy      | Member of Executive Committee  |
| Prashanth Mahendra-Rajah | Member of Executive Committee  |
| Sundeep Jain             | Member of Executive Committee  |
| Tony West                | Member of Executive Committee  |