

RVL PHARMACEUTICALS PLC

ISIN: IE00BF2HDL56 WKN: A2N6WE

Overview

2023/10/23 08:03:35

Price
0.025 EURDifference  -3.85% (-0.00)

General attributes

ISIN	IE00BF2HDL56
Symbol	O1P
Exchange	Stuttgart
Currency	EUR
Sector	Chemical / Pharmaceutical / Health
Security type	Stock
Market cap (m)	3 EUR
Benchmark	MSCI WORLD INDEX (STRD, UHD)

Market data

Bid (Bid size)	- (0)
Ask (Ask size)	- (0)
Open	0.025 EUR
High	0.025 EUR
Low	0.025 EUR
Close (prev. day)	0.026 EUR
VWAP	-
Volume (pcs)	0
Trading volume	0.00
Number of trades	3
Last size	0

Futures and Options









Related Futures	-
Related Options	-

5Y



Information about previous performance does not guarantee future performance.
Source: FactSet

Recent research

on sector		on market	
Date		Headline	Download
2024/06/21		Global Equity Ratings	
2024/06/14		Global Equity Ratings	
2024/05/29		Global Equity Ratings	
2024/04/26		Global Equity Ratings	
2024/04/03		Global Equity Ratings	

Details

2023/10/23 08:03:35

Price
0.025 EURDifference ▼ -3.85% (-0.00)

General attributes

ISIN	IE00BF2HDL56
Symbol	O1P
Exchange	Stuttgart
Currency	EUR
Sector	Chemical / Pharmaceutical / Health
Security type	Stock
Market cap (m)	3 EUR
Benchmark	MSCI WORLD INDEX (STRD, UHD)

Market data

Bid (Bid size)	- (0)
Ask (Ask size)	- (0)
Open	0.025 EUR
High	0.025 EUR
Low	0.025 EUR
Close (prev. day)	0.026 EUR
VWAP	-
Volume (pcs)	0
Trading volume	0.00
Number of trades	3
Last size	0

Performance and Risk

	6m	1Y	3Y
Perf (%)	-97.16%	-98.48%	-99.49%
Perf (abs.)	-0.86	-1.63	-4.92
Beta	5.64	2.00	0.66
Volatility	247.83	184.31	130.55

5Y



Information about previous performance does not guarantee future performance.
Source: FactSet

Price data

Ø price 5 days Ø volume 5 days (pcs.)	0.042 EUR (47,914)
Ø price 30 days Ø volume 30 days (pcs.)	0.092 EUR (32,083)
Ø price 100 days Ø volume 100 days (pcs.)	0.320 EUR (9,628)
Ø price 250 days Ø volume 250 days (pcs.)	0.778 EUR (3,851)
YTD High date	1.250 EUR (2023/01/30)
YTD Low date	0.025 EUR (2023/10/23)
52 Weeks High date	1.880 EUR (2022/10/31)
52 Weeks Low date	0.025 EUR (2023/10/23)

All listings for RVL PHARMACEUTICALS PLC

Exchange	Date	Time	Price	Trading volume (mio.)	Number of trades
Stuttgart	2023/10/23	08:03	0.025 EUR	0.00	3
Munich	2023/10/24	08:06	0.004 EUR	0.00	1
FINRA other OTC Issues	2024/06/26	18:50	0.0000 USD	0.00	1
Berlin	2023/10/24	08:35	0.004 EUR	0.00	1

Company profile

Company Logo



Company Profile

-

Contact Details

RVL PHARMACEUTICALS

--

Telefon: -

Fax: -

E-mail: -