

LIFE360 INC. NPV CDI 3:1

ISIN: **AU0000045098** WKN: -

Overview

2024/04/24 08:10:52

Price

13.41 AUD

Difference  -0.37% (-0.05)

General attributes

ISIN AU0000045098

Symbol 360

Exchange Australian Securities Exchange

Currency AUD

Sector -

Security type Stock

Market cap (m) 0

Benchmark S&P 500

Market data

Bid (Bid size) 13.35 AUD (926)

Ask (Ask size) 13.42 AUD (200)

Open 13.69 AUD

High 13.74 AUD

Low 13.28 AUD

Close (prev. day) 13.46 AUD

VWAP 13.45198 AUD

Volume (pcs) 520,126

Trading volume 6,996,724.46

Number of trades 4,747

Last size -

Futures and Options

Related Futures -

Related Options -

5Y













Information about previous performance does not guarantee future performance.

Source: FactSet

Recent research

on market

Date	Headline	Download
2024/04/03	 Global Equity Ratings	
2024/03/26	 Global Strategy 2Q 2024	
2024/03/13	 Global Equity Ratings	
2024/02/22	 Global Equity Ratings	
2024/02/14	 Global Equity Ratings	

Details

2024/04/24 08:10:52

Price

13.41 AUD

Difference ▼ -0.37% (-0.05)

General attributes

ISIN	AU0000045098
Symbol	360
Exchange	Australian Securities Exchange
Currency	AUD
Sector	-
Security type	Stock
Market cap (m)	0
Benchmark	S&P 500

Market data

Bid (Bid size)	13.35 AUD (926)
Ask (Ask size)	13.42 AUD (200)
Open	13.69 AUD
High	13.74 AUD
Low	13.28 AUD
Close (prev. day)	13.46 AUD
VWAP	13.45198 AUD
Volume (pcs)	520,126
Trading volume	6,996,724.46
Number of trades	4,747
Last size	-

Performance and Risk

	6m	1Y	3Y
Perf (%)	+74.16%	+175.36%	+159.38%
Perf (abs.)	+5.71	+8.54	+8.24
Beta	1.04	0.51	0.43
Volatility	68.49	57.45	71.25

5Y



Information about previous performance does not guarantee future performance.

Source: FactSet

Price data

Ø price 5 days Ø volume 5 days (pcs.)	13.20 AUD (552,113)
Ø price 30 days Ø volume 30 days (pcs.)	13.07 AUD (869,734)
Ø price 100 days Ø volume 100 days (pcs.)	9.43 AUD (870,096)
Ø price 250 days Ø volume 250 days (pcs.)	8.39 AUD (778,093)
YTD High date	14.84 AUD (2024/04/08)
YTD Low date	6.60 AUD (2024/01/11)
52 Weeks High date	14.84 AUD (2024/04/08)
52 Weeks Low date	4.76 AUD (2023/04/26)

All listings for LIFE360 INC. NPV CDI 3:1

Exchange	Date	Time	Price	Trading volume (mio.)	Number of trades
Frankfurt	2024/04/25	08:44	7.95 EUR	0.00	1
FINRA other OTC Issues	2024/04/25	16:37	7.95 USD	0.00	2
Australian Securities Exchange	2024/04/24	08:10	13.41 AUD	7.00	4,747

Company profile

Company Logo

Contact Details

LIFE360 INC.

--

Telefon: -

Fax: -

E-mail: -

Company Profile

-