

## CHICKEN SOUP FOR THE SOUL ENTERTAINMENT INC. CLASS A

ISIN: US16842Q1004 WKN: 16842Q100

## Overview

2024/07/02 15:31:12

Price  
0.0943 EURDifference  -11.04% (-0.01)

## General attributes

ISIN	US16842Q1004
Symbol	CSSE
Exchange	Stuttgart
Currency	EUR
Sector	Media / Entertainment / Recreation
Security type	Stock
Market cap (m)	0 EUR
Benchmark	S&P 500

## Market data

Bid (Bid size)	- (0)
Ask (Ask size)	- (0)
Open	0.10 EUR
High	0.10 EUR
Low	0.0943 EUR
Close (prev. day)	0.106 EUR
VWAP	-
Volume (pcs)	500
Trading volume	47.00
Number of trades	4
Last size	500

## Futures and Options





Related Futures	-
Related Options	-

5Y



Information about previous performance does not guarantee future performance.  
Source: FactSet

## Recent research

on sector		on market	
Date		Headline	Download
2024/09/27		Global Equity Ratings	
2024/09/11		Global Equity Ratings	
2024/09/05		Global Equity Ratings	
2024/08/12		Global Equity Ratings	
2024/07/24		Global Equity Ratings	

## Details

2024/07/02 15:31:12

**Price**  
0.0943 EUR

**Difference** ▼ -11.04% (-0.01)

## General attributes

ISIN	US16842Q1004
Symbol	CSSE
Exchange	Stuttgart
Currency	EUR
Sector	Media / Entertainment / Recreation
Security type	Stock
Market cap (m)	0 EUR
Benchmark	S&P 500

## Market data

Bid (Bid size)	- (0)
Ask (Ask size)	- (0)
Open	0.10 EUR
High	0.10 EUR
Low	0.0943 EUR
Close (prev. day)	0.106 EUR
VWAP	-
Volume (pcs)	500
Trading volume	47.00
Number of trades	4
Last size	500

## Performance and Risk

	6m	1Y	3Y
Perf (%)	-51.64%	-91.27%	-99.73%
Perf (abs.)	-0.10	-0.99	-34.31
Beta	-2.06	-2.30	-1.17
Volatility	144.32	124.54	102.70

5Y



Information about previous performance does not guarantee future performance.  
Source: FactSet

## Price data

Ø price 5 days   Ø volume 5 days (pcs.)	0.1544 EUR (100)
Ø price 30 days   Ø volume 30 days (pcs.)	0.2453 EUR (17)
Ø price 100 days   Ø volume 100 days (pcs.)	0.2041 EUR (5)
Ø price 250 days   Ø volume 250 days (pcs.)	0.3207 EUR (2)
YTD High   date	0.3178 EUR (2024/05/02)
YTD Low   date	0.0943 EUR (2024/07/02)
52 Weeks High   date	1.1000 EUR (2023/07/11)
52 Weeks Low   date	0.0943 EUR (2024/07/02)

## Arbitrage views

Exchange	Date	Time	Price	Trading volume (mio.)	Number of trades
Stuttgart	2024/07/02	15:31	0.0943 EUR	0.00	4
Frankfurt	2024/07/02	18:00	0.0836 EUR	0.00	2
FINRA other OTC Issues	2024/10/18	21:39	0.0077 USD	0.00	3
Berlin	2024/07/03	08:39	0.1028 EUR	0.00	1

## Company profile

### Company Logo



### Company Profile

-

### Contact Details

CHICKEN SOUP FOR THE SOUL  
ENTERTAIN.

--

----

Telefon: -

Fax: -

E-mail: -