

CONTACT ENERGY LTD NPV

ISIN: NZCENE0001S6 WKN: CEN

Overview

2024/01/23 21:22:46

Price

4.71 USD

Difference  0.21% (0.01)

General attributes

ISIN NZCENE0001S6

Symbol CEN

Exchange FINRA other OTC Issues

Currency USD

Sector Other

Security type Stock

Market cap (m) 3,768 EUR

Benchmark MSCI WORLD INDEX (STRD, UHD)

Market data

Bid (Bid size) -

Ask (Ask size) -

Open 4.71 USD

High 4.71 USD

Low 4.71 USD

Close (prev. day) 4.70 USD

VWAP 4.916399 USD

Volume (pcs) 230

Trading volume 1,083.30

Number of trades 2

Last size 115

Futures and Options

Related Futures -

Related Options -

5Y













Information about previous performance does not guarantee future performance.

Source: FactSet

Recent research

on sector

Date		Headline	Download
2024/04/03		Global Equity Ratings	
2024/03/13		Global Equity Ratings	
2024/02/22		Global Equity Ratings	
2024/02/14		Global Equity Ratings	
2024/01/23		Global Equity Ratings	

Details

2024/01/23 21:22:46

Price

4.71 USD

Difference ▲ 0.21% (0.01)

General attributes

ISIN	NZCENE0001S6
Symbol	CEN
Exchange	FINRA other OTC Issues
Currency	USD
Sector	Other
Security type	Stock
Market cap (m)	3,768 EUR
Benchmark	MSCI WORLD INDEX (STRD, UHD)

Market data

Bid (Bid size)	-
Ask (Ask size)	-
Open	4.71 USD
High	4.71 USD
Low	4.71 USD
Close (prev. day)	4.70 USD
VWAP	4.916399 USD
Volume (pcs)	230
Trading volume	1,083.30
Number of trades	2
Last size	115

Performance and Risk

	6m	1Y	3Y
Perf (%)	-	-	-
Perf (abs.)	-	-	-
Beta	0.07	-0.12	0.02
Volatility	-	-	19.78

5Y



Information about previous performance does not guarantee future performance.
Source: FactSet

Price data

Ø price 5 days Ø volume 5 days (pcs.)	- USD (-)
Ø price 30 days Ø volume 30 days (pcs.)	- USD (958)
Ø price 100 days Ø volume 100 days (pcs.)	4.71 USD (336)
Ø price 250 days Ø volume 250 days (pcs.)	4.84 USD (323)
YTD High date	4.71 USD (2024/01/23)
YTD Low date	4.71 USD (2024/01/23)
52 Weeks High date	5.25 USD (2023/08/08)
52 Weeks Low date	4.68 USD (2023/04/06)

All listings for CONTACT ENERGY LTD NPV

Exchange 📍	Date	Time	Price	Trading volume (mio.)	Number of trades
Stuttgart	2024/04/25	14:48	4.50 EUR	0.00	2
Munich	2024/04/25	08:11	4.68 EUR	0.00	1
Frankfurt	2024/04/15	15:29	4.56 EUR	0.00	5
FINRA other OTC Issues	2024/01/23	21:22	4.71 USD	0.00	2
Berlin	2024/04/16	16:45	4.70 EUR	0.00	4

	25						
Australian Securities Exchange	2024/04/24	07:32	7.88 AUD	0.00			6

Company profile

Company Logo



Company Profile

-

Contact Details

CONTACT ENERGY

--

Level 1 Harbour, City Tower 29 Brandon St -
- Wellington

Telefon: 64 4 499 4001

Fax: 64 4 499 4003

E-mail: investor.centre@contact-energy.co.nz