

CONTACT ENERGY LTD NPV

ISIN: **NZCENE0001S6** WKN:
CEN

Overview

2022/05/02 20:12:34

Price
5.15 USD

Difference  0.19% (0.01)

General attributes

ISIN	NZCENE0001S6
Symbol	CEN
Exchange	FINRA other OTC Issues
Currency	USD
Sector	Other
Security type	Stock
Market cap (m)	3,682 EUR
Benchmark	MSCI WORLD INDEX (STRD, UHD)

Market data

Bid (Bid size)	-
Ask (Ask size)	-
Open	5.15 USD
High	5.15 USD
Low	5.15 USD
Close (prev. day)	5.14 USD
VWAP	5.15 USD
Volume (pcs)	330
Trading volume	1,699.50
Number of trades	1
Last size	330

Futures and Options











Related Futures	-
Related Options	-

5Y



Information about previous performance does not guarantee future performance.
Source: FactSet

Recent research

on sector			
Date		Headline	Download
2022/05/25		Global Equity Ratings	
2022/05/04		Global Equity Ratings	
2022/04/27		České shrnutí reportu na CTP	
2022/04/27		Global Equity Ratings	
2022/04/14		Global Equity Ratings	

Details

2022/05/02 20:12:34

Price

5.15 USD

Difference ▲ 0.19% (0.01)

General attributes

ISIN	NZCENE0001S6
Symbol	CEN
Exchange	FINRA other OTC Issues
Currency	USD
Sector	Other
Security type	Stock
Market cap (m)	3,682 EUR
Benchmark	MSCI WORLD INDEX (STRD, UHD)

Market data

Bid (Bid size)	-
Ask (Ask size)	-
Open	5.15 USD
High	5.15 USD
Low	5.15 USD
Close (prev. day)	5.14 USD
VWAP	5.15 USD
Volume (pcs)	330
Trading volume	1,699.50
Number of trades	1
Last size	330

Performance and Risk

	6m	1Y	3Y
Perf (%)	-	-	-
Perf (abs.)	-	-	-
Beta	-0.01	0.01	0.35
Volatility	5.90	14.05	67.24

5Y



Information about previous performance does not guarantee future performance.
Source: FactSet

Price data

Ø price 5 days Ø volume 5 days (pcs.)	2.06 USD (452)
Ø price 30 days Ø volume 30 days (pcs.)	2.58 USD (6,992)
Ø price 100 days Ø volume 100 days (pcs.)	3.38 USD (4,783)
Ø price 250 days Ø volume 250 days (pcs.)	- USD (4,248)
YTD High date	5.40 USD (2022/01/20)
YTD Low date	5.14 USD (2022/04/18)
52 Weeks High date	5.93 USD (2021/11/10)
52 Weeks Low date	5.14 USD (2022/04/18)

All listings for CONTACT ENERGY LTD NPV

Exchange	Date	Time	Price	Trading volume (mio.)	Number of trades
Stuttgart	2022/05/25	08:04	4.54 EUR	0.00	3
Munich	2022/05/25	08:02	4.64 EUR	0.00	1
Frankfurt	2022/05/25	09:16	4.54 EUR	0.00	1
FINRA other OTC Issues	2022/05/02	20:12	5.15 USD	0.00	1
Berlin	2022/05/25	16:30	4.64 EUR	0.00	4

	25						
Australian Securities Exchange	2022/05/25	08:10	7.13 AUD	0.02		16	

Company profile

Company Logo



Company Profile

-

Contact Details

CONTACT ENERGY

--

Level 1 Harbour, City Tower 29 Brandon St -
- Wellington

Telefon: 64 4 499 4001

Fax: 64 4 499 4003

E-mail: investor.centre@contact-energy.co.nz