

COLLEGIUM PHARMACEUTICAL INC COM USD0.001

ISIN: **US19459J1043** WKN: **19459J104**

Overview

2024/09/13 20:07:36

Price

33.40 EUR

Difference  2.45% (0.80)

General attributes

ISIN	US19459J1043
Symbol	COLL
Exchange	Stuttgart
Currency	EUR
Sector	-
Security type	Stock
Market cap (m)	1,090 EUR
Benchmark	S&P 500

Market data

Bid (Bid size)	- (0)
Ask (Ask size)	- (0)
Open	32.40 EUR
High	33.60 EUR
Low	32.40 EUR
Close (prev. day)	32.60 EUR
VWAP	-
Volume (pcs)	0
Trading volume	0.00
Number of trades	5
Last size	0

Futures and Options

Related Futures	-
Related Options	-

5Y













Information about previous performance does not guarantee future performance.

Source: FactSet

Recent research

on market

Date		Headline	Download
2024/09/11		Global Equity Ratings	
2024/09/05		Global Equity Ratings	
2024/08/12		Global Equity Ratings	
2024/07/24		Global Equity Ratings	
2024/07/12		Global Equity Ratings	

Details

2024/09/13 20:07:36

Price

33.40 EUR

Difference ▲ 2.45% (0.80)

General attributes

ISIN	US19459J1043
Symbol	COLL
Exchange	Stuttgart
Currency	EUR
Sector	-
Security type	Stock
Market cap (m)	1,090 EUR
Benchmark	S&P 500

Market data

Bid (Bid size)	- (0)
Ask (Ask size)	- (0)
Open	32.40 EUR
High	33.60 EUR
Low	32.40 EUR
Close (prev. day)	32.60 EUR
VWAP	-
Volume (pcs)	0
Trading volume	0.00
Number of trades	5
Last size	0

Performance and Risk

	6m	1Y	3Y
Perf (%)	-2.91%	+57.55%	+98.81%
Perf (abs.)	-1.00	+12.20	+16.60
Beta	-	-	-
Volatility	40.19	37.96	41.55

5Y



Information about previous performance does not guarantee future performance.
Source: FactSet

Price data

Ø price 5 days Ø volume 5 days (pcs.)	32.60 EUR (0)
Ø price 30 days Ø volume 30 days (pcs.)	32.50 EUR (33)
Ø price 100 days Ø volume 100 days (pcs.)	31.23 EUR (11)
Ø price 250 days Ø volume 250 days (pcs.)	29.16 EUR (14)
YTD High date	37.20 EUR (2024/03/28)
YTD Low date	27.80 EUR (2024/01/02)
52 Weeks High date	37.20 EUR (2024/03/28)
52 Weeks Low date	19.70 EUR (2023/10/20)

Arbitrage views

Exchange	Date	Time	Price	Trading volume (mio.)	Number of trades
Tradegate	2024/09/13	22:26	34.00 EUR	0.00	1
Stuttgart	2024/09/13	20:07	33.40 EUR	0.00	5
Nasdaq	2024/09/13	22:00	37.50 USD	7.66	5,456
Munich	2024/09/13	08:03	32.80 EUR	0.00	1
Frankfurt	2024/09/13	08:20	32.80 EUR	0.00	1
Duesseldorf	2024/09/13	19:30	33.60 EUR	0.00	6
Berlin	2024/09/13	08:13	32.60 EUR	0.00	1

Company profile

Company Logo



Company Profile

-

Contact Details

COLLEGIUM PHARMACEUTICAL INC

--

Telefon: -

Fax: -

E-mail: -