

FLEX LNG LTD.

ISIN: **BMG359472021**WKN: **G35947202**

Overview

2024/07/12 21:43:06

Price

24.20 EUR

Difference  -0.41% (-0.10)

General attributes

ISIN BMG359472021

Symbol FLNG

Exchange Berlin

Currency EUR

Sector Energy / Commodities

Security type Stock

Market cap (m) 1,302 EUR

Benchmark MSCI WORLD INDEX (STRD, UHD)

Market data

Bid (Bid size) -

Ask (Ask size) -

Open 24.30 EUR

High 24.48 EUR

Low 24.18 EUR

Close (prev. day) 24.30 EUR

VWAP -

Volume (pcs) 0

Trading volume 0.00

Number of trades 19

Last size 0

Futures and Options

Related Futures -

Related Options -

5Y













Information about previous performance does not guarantee future performance.

Source: FactSet

Recent research

on sector

Date	Headline	Download
2024/07/12	 Global Equity Ratings	
2024/07/12	 Akciové trhy - denní zpráva	
2024/07/11	 Akciové trhy - denní zpráva	
2024/07/10	 Akciové trhy - denní zpráva	
2024/07/09	 Akciové trhy - denní zpráva	

Details

2024/07/12 21:43:06

Price

24.20 EUR

Difference ▼ -0.41% (-0.10)

General attributes

ISIN	BMG359472021
Symbol	FLNG
Exchange	Berlin
Currency	EUR
Sector	Energy / Commodities
Security type	Stock
Market cap (m)	1,302 EUR
Benchmark	MSCI WORLD INDEX (STRD, UHD)

Market data

Bid (Bid size)	-
Ask (Ask size)	-
Open	24.30 EUR
High	24.48 EUR
Low	24.18 EUR
Close (prev. day)	24.30 EUR
VWAP	-
Volume (pcs)	0
Trading volume	0.00
Number of trades	19
Last size	0

Performance and Risk

	6m	1Y	3Y
Perf (%)	-12.19%	-13.69%	+102.85%
Perf (abs.)	-3.36	-3.84	+12.27
Beta	0.29	0.38	0.90
Volatility	25.90	24.25	46.26

5Y



Information about previous performance does not guarantee future performance.
Source: FactSet

Price data

Ø price 5 days Ø volume 5 days (pcs.)	24.39 EUR (0)
Ø price 30 days Ø volume 30 days (pcs.)	25.19 EUR (0)
Ø price 100 days Ø volume 100 days (pcs.)	24.69 EUR (0)
Ø price 250 days Ø volume 250 days (pcs.)	26.59 EUR (2)
YTD High date	28.60 EUR (2024/01/05)
YTD Low date	22.04 EUR (2024/02/27)
52 Weeks High date	30.34 EUR (2023/08/09)
52 Weeks Low date	22.04 EUR (2024/02/27)

All listings for FLEX LNG LTD.

Exchange	Date	Time	Price	Trading volume (mio.)	Number of trades
Tradegate	2024/07/12	22:26	24.30 EUR	0.02	6
Stuttgart	2024/07/12	15:10	24.40 EUR	0.01	4
NYSE	2024/07/12	22:00	26.34 USD	5.11	3,469
Munich	2024/07/12	08:03	24.38 EUR	0.00	2
London Stock Exchange	2024/	16:20	283.80 NOK	0.00	1

European Trade Reporting	07/12					
Frankfurt	2024/ 07/12	21:41	24.22 EUR	0.00		3
First North Stockholm	2024/ 07/12	18:00	285.00 NOK	0.01		1
Duesseldorf	2024/ 07/12	08:11	24.20 EUR	0.00		3
Berlin	2024/ 07/12	21:43	24.20 EUR	0.00		19

Company profile

Company Logo



Company Profile

-

Contact Details

FLEX LNG

--

Telefon: -

Fax: -

E-mail: -