

# OMX STOCKHOLM 30 INDEX

ISIN: **SE0000337842** WKN: -

## Overview

2024/09/19 10:02:39	
<b>Price</b>	<b>2,569.7862</b>
SEK	
<b>Difference</b>	<span style="color: green;">↗</span> 1.00% (25.54)
<b>General attributes</b>	
ISIN	SE0000337842
Symbol	-
Country	Sweden
Instruments in index	30
Type of index	-
Security type	Index
<b>Market data</b>	
Open	2,569.2704 SEK
High	2,575.3095 SEK
Low	2,565.7083 SEK
Close (prev. day)	2,544.2452 SEK
Trading volume (m)	-
Volume (pcs)	-



Information about previous performance does not guarantee future performance.  
Source: FactSet

### Top 5

Name	Price	+ - (%)	Trend
SAMHALLSBY...	7.403	+4.64	<span style="color: green;">↗</span>
SINCH AB	31.71	+3.02	<span style="color: green;">↗</span>
BOLIDEN AB	306.90	+2.99	<span style="color: green;">↗</span>
SAAB AB SE...	228.15	+2.93	<span style="color: green;">↗</span>
ELECTROLUX...	99.76	+2.09	<span style="color: green;">↗</span>

Intraday | 1W | 1M | 6m | 1Y | 3Y

### Flop 5

Name	Price	+ - (%)	Trend
VOLVO AB S...	260.60	-0.38	<span style="color: red;">↘</span>
TELIA CO. ...	33.48	-0.27	<span style="color: red;">↘</span>

Intraday | 1W | 1M | 6m | 1Y | 3Y

### Futures and Options

Related Futures	29
Related Options	-

### Recent research

on market			
Date		Headline	Download
2024/09/11		Global Equity Ratings	<a href="#">Download</a>
2024/09/05		Global Equity Ratings	<a href="#">Download</a>
2024/08/12		Global Equity Ratings	<a href="#">Download</a>
2024/07/24		Global Equity Ratings	<a href="#">Download</a>
2024/07/12		Global Equity Ratings	<a href="#">Download</a>

## Details

2024/09/19 10:02:39

Price

**2,569.7862**

SEK

Difference



1.00% (25.54)

## General attributes

ISIN SE0000337842

Symbol -

Country Sweden

Security type Index

Instruments in index 30

## Market data

Open 2,569.2704 SEK

High 2,575.3095 SEK

Low 2,565.7083 SEK

Close (prev. day) 2,544.2452 SEK

Trading volume (m) -

Volume (pcs) -

## Performance and Risk

	6m	1Y	3Y
Perf (%)	+1.57%	+16.33%	+9.50%
Perf (abs.)	+39.44	+357.23	+220.69
Beta	-	-	-
Volatility	13.74	13.13	17.23

































Information about previous performance does not guarantee future performance.

Source: FactSet

## Price data

Ø price 5 days   Ø volume 5 days (pcs.)	2,533.1219 SEK (0)
Ø price 30 days   Ø volume 30 days (pcs.)	2,526.5392 SEK (0)
Ø price 100 days   Ø volume 100 days (pcs.)	2,563.3759 SEK (0)
Ø price 250 days   Ø volume 250 days (pcs.)	2,423.9930 SEK (0)
YTD High   date	2,648.1991 SEK (2024/05/23)
YTD Low   date	2,285.8717 SEK (2024/01/17)
52 Weeks High   date	2,648.1991 SEK (2024/05/23)
52 Weeks Low   date	2,036.8798 SEK (2023/10/26)

## Composition

Name  ISIN	Price	Diff %  Diff +/-	Performance 	Date Time	Turnover Pc.  Turnover Money 
ABB LTD CH0012221716	576.40	0.49% 2.80		24/09/19 10:02:32	90,652 52,293,688.60
ALFA LAVAL AB SE0000695876	471.40	1.59% 7.40		24/09/19 10:02:23	59,553 28,000,607.70
ASSA ABLOY AB SER. B SE0007100581	333.60	0.57% 1.90		24/09/19 10:02:17	89,101 29,773,888.80
ASTRAZENECA PLC GB0009895292	1,610.00	0.75% 12.00		24/09/19 10:02:12	16,233 26,112,911.50
ATLAS COPCO AB SER. A SE0017486889	181.75	1.11% 2.00		24/09/19 10:02:22	400,466 72,755,103.61
ATLAS COPCO AB SER. B SE0017486897	160.05	1.52% 2.40		24/09/19 10:02:38	290,344 46,306,684.65
BOLIDEN AB SE0020050417	306.90	2.99% 8.90		24/09/19 10:02:07	269,698 82,247,621.05
ELECTROLUX AB SER. B SE0016589188	99.76	2.09% 2.04		24/09/19 10:02:23	331,811 33,065,735.65
ERICSSON(LM)TEL SE0000108656	76.50	1.81% 1.36		24/09/19 10:02:22	1,060,022 80,633,923.59
ESSITY AB SER'B'NPV SE0009922164	317.70	0.25% 0.80		24/09/19 10:02:05	78,106 24,791,847.15
EVOLUTION AB SE0012673267	1,013.00	1.32% 13.20		24/09/19 10:02:07	62,450 63,163,384.00
GETINGE AB SER. B SE0000202624	227.30	1.56% 3.50		24/09/19 10:02:25	165,389 37,739,307.40
HENNES & MAURITZ AB 'B' SE0000106270	177.75	1.37% 2.40		24/09/19 10:02:34	411,966 73,529,118.35
HEXAGON AB SER. B SE0015961909	101.55	1.88% 1.87		24/09/19 10:02:29	235,203 23,762,076.03
INVESTOR AB SER. B SE0015811963	304.30	0.76% 2.30		24/09/19 10:02:21	436,272 132,906,995.97
KINNEVIK AB CLASS 'B' SE0022060521	80.41	1.26% 1.00		24/09/19 10:02:32	278,506 22,481,791.45
NIBE INDUSTRIER AB SER. B SE0015988019	49.64	1.78% 0.87		24/09/19 10:02:34	913,792 45,624,476.11
NORDEA BANK ABP FI4000297767	119.30	0.59% 0.70		24/09/19 10:02:12	471,000 56,202,848.04
SAAB AB SER. B SE0021921269	228.15	2.93% 6.50		24/09/19 10:02:26	424,125 96,085,930.15
SAMHALLSBYGGNADSBOLAGET I... SE0009554454	7.403	4.64% 0.33		24/09/19 10:02:29	17,029,783 125,458,532.85
SANDVIK AB SE0000667891	215.00	1.85% 3.90		24/09/19 10:02:16	379,648 81,543,062.05
SINCH AB SE0016101844	31.71	3.02% 0.93		24/09/19 10:02:36	814,957 25,693,083.40
SKANDINAVISKA ENSKILDA BA... SE0000148884	157.85	0.54% 0.85		24/09/19 10:02:11	326,314 51,507,029.67
SKF AB SER. B SE0000108227	200.10	1.52% 3.00		24/09/19 10:02:29	363,245 72,837,610.15
SVENSKA CELLULOSA AB SCA ... SE0000112724	146.45	1.81% 2.60		24/09/19 10:02:29	134,839 19,702,770.38

SVENSKA HANDELSBANKEN AB ... SE0007100599	105.95	0.52% 0.55		24/09/19 10:02:20	656,718 69,561,064.40
SWEDBANK AB SER A SE0000242455	218.20	0.69% 1.50		24/09/19 10:02:07	274,458 59,936,799.45
TELE2 AB SER. B SE0005190238	117.20	0.00% 0.00		24/09/19 10:02:05	175,442 20,559,487.50
TELIA CO. AB SE0000667925	33.48	-0.27% -0.09		24/09/19 10:02:29	895,107 29,964,406.01
VOLVO AB SER. B SE0000115446	260.60	-0.38% -1.00		24/09/19 10:02:17	776,100 203,740,049.90