

OMX STOCKHOLM 30 INDEX

ISIN: **SE0000337842** WKN: -

Overview

2024/10/11 17:35:00	
Price	2,588.7155
	SEK
Difference	▲ 0.58% (14.80)
General attributes	
ISIN	SE0000337842
Symbol	-
Country	Sweden
Instruments in index	30
Type of index	-
Security type	Index
Market data	
Open	2,571.6657 SEK
High	2,591.6615 SEK
Low	2,566.3085 SEK
Close (prev. day)	2,573.9113 SEK
Trading volume (m)	-
Volume (pcs)	-



Information about previous performance does not guarantee future performance.
Source: FactSet

Top 5

Name	Price	+ - (%)	Trend
INVESTOR A...	311.90	+2.35	▲
BOLIDEN AB	340.00	+2.01	▲
KINNEVIK A...	79.45	+1.89	▲
SAMHALLSBY...	7.223	+1.53	▲
SVENSKA CE...	146.45	+1.45	▲

Intraday 1W 1M 6m 1Y 3Y

Flop 5

Name	Price	+ - (%)	Trend
TELIA CO. ...	32.16	-1.59	▼
NIBE INDUS...	48.00	-1.11	▼
NORDEA BAN...	10.365	-0.55	↔
VOLVO AB S...	267.70	-0.45	↔
HEXAGON AB...	104.90	-0.38	↔

Intraday 1W 1M 6m 1Y 3Y

Recent research

Date	Headline	Download
2024/10/08	Global Strategy 4Q 2024	Download
2024/09/27	Global Equity Ratings	Download
2024/09/11	Global Equity Ratings	Download
2024/09/05	Global Equity Ratings	Download
2024/08/12	Global Equity Ratings	Download

Futures and Options

Related Futures 27

Related Options -

Details

2024/10/11 17:35:00

Price

2,588.7155

SEK

Difference



0.58% (14.80)

General attributes

ISIN SE0000337842

Symbol -

Country Sweden

Security type Index

Instruments in index 30

Market data

Open 2,571.6657 SEK

High 2,591.6615 SEK

Low 2,566.3085 SEK

Close (prev. day) 2,573.9113 SEK

Trading volume (m) -

Volume (pcs) -

Performance and Risk

	6m	1Y	3Y
Perf (%)	+3.56%	+18.01%	+15.90%
Perf (abs.)	+89.01	+395.01	+355.20
Beta	-	-	-
Volatility	13.88	12.81	17.13














Information about previous performance does not guarantee future performance.
Source: FactSet

Price data

Ø price 5 days Ø volume 5 days (pcs.)	2,589.6159 SEK (0)
Ø price 30 days Ø volume 30 days (pcs.)	2,569.4684 SEK (0)
Ø price 100 days Ø volume 100 days (pcs.)	2,563.2495 SEK (0)
Ø price 250 days Ø volume 250 days (pcs.)	2,454.5920 SEK (0)
YTD High date	2,649.9158 SEK (2024/09/26)
YTD Low date	2,285.8717 SEK (2024/01/17)
52 Weeks High date	2,649.9158 SEK (2024/09/26)
52 Weeks Low date	2,036.8798 SEK (2023/10/26)

Composition

Name  ISIN	Price	Diff %  Diff +/-	Performance 	Date Time	Turnover Pc.  Turnover Money 
ABB LTD CH0012221716	602.20	0.67% 4.00		24/10/11 18:00:00	395,716 237,992,449.20
ALFA LAVAL AB SE0000695876	485.60	1.34% 6.40		24/10/11 18:00:00	755,821 365,881,813.85
ASSA ABLOY AB SER. B SE0007100581	334.70	0.21% 0.70		24/10/11 18:00:00	803,122 268,334,884.80
ASTRAZENECA PLC GB0009895292	1,596.00	-0.03% -0.50		24/10/11 18:00:00	91,542 146,135,890.00
ATLAS COPCO AB SER. A SE0017486889	194.20	1.04% 2.00		24/10/11 18:00:00	2,240,663 433,909,669.17
ATLAS COPCO AB SER. B SE0017486897	171.45	1.00% 1.70		24/10/11 18:00:00	945,759 161,773,467.19
BOLIDEN AB SE0020050417	340.00	2.01% 6.70		24/10/11 18:00:00	680,962 230,438,280.70
ELECTROLUX AB SER. B SE0016589188	99.44	-0.02% -0.02		24/10/11 18:00:00	709,150 70,713,712.66
ERICSSON(LM)TEL SE0000108656	77.62	0.21% 0.16		24/10/11 18:00:00	3,861,369 299,832,825.99
ESSITY AB SER'B'NPV SE0009922164	311.70	0.16% 0.50		24/10/11 18:00:00	872,433 271,499,838.55
EVOLUTION AB SE0012673267	972.00	0.73% 7.00		24/10/11 18:00:00	642,608 622,947,672.20
GETINGE AB SER. B SE0000202624	211.20	0.96% 2.00		24/10/11 18:00:00	230,793 48,644,898.00
HENNES & MAURITZ AB 'B' SE0000106270	171.75	0.85% 1.45		24/10/11 18:00:00	1,756,710 301,312,443.27
HEXAGON AB SER. B SE0015961909	104.90	-0.38% -0.40		24/10/11 18:00:00	2,196,616 230,569,392.74
INVESTOR AB SER. B SE0015811963	311.90	2.35% 7.15		24/10/11 18:00:00	3,153,821 978,623,441.67
KINNEVIK AB CLASS 'B' SE0022060521	79.45	1.89% 1.47		24/10/11 18:00:00	826,958 65,566,492.13
NIBE INDUSTRIER AB SER. B SE0015988019	48.00	-1.11% -0.54		24/10/11 18:00:00	4,359,088 209,350,811.47
NORDEA BANK ABP FI4000297767	117.75	-0.55% -0.65		24/10/11 18:00:00	3,883,923 457,844,184.99
SAAB AB SER. B SE0021921269	211.70	-0.12% -0.25		24/10/11 18:00:00	2,939,758 612,337,863.32
SAMHALLSBYGGNADSBOLAGET I... SE0009554454	7.223	1.53% 0.11		24/10/11 18:00:00	22,249,112 161,998,707.78
SANDVIK AB SE0000667891	220.40	1.19% 2.60		24/10/11 18:00:00	1,002,684 220,536,352.45
SINCH AB SE0016101844	28.02	0.50% 0.14		24/10/11 18:00:00	1,982,960 55,519,096.02
SKANDINAVISKA ENSKILDA BA... SE0000148884	151.55	0.36% 0.55		24/10/11 18:00:00	2,141,069 323,379,275.06
SKF AB SER. B SE0000108227	197.00	0.79% 1.55		24/10/11 18:00:00	955,869 187,471,500.02
SVENSKA CELLULOSA AB SCA ... SE0000112724	146.45	1.45% 2.10		24/10/11 18:00:00	660,417 96,443,863.51

SVENSKA HANDELSBANKEN AB ... SE0007100599	101.50	-0.20% -0.20		24/10/11 18:00:00	3,542,707 358,933,128.09
SWEDBANK AB SER A SE0000242455	207.50	0.24% 0.50		24/10/11 18:00:00	1,398,692 289,065,233.55
TELE2 AB SER. B SE0005190238	113.45	-0.09% -0.10		24/10/11 18:00:00	2,102,883 238,681,779.34
TELIA CO. AB SE0000667925	32.16	-1.59% -0.52		24/10/11 18:00:00	6,026,295 194,354,414.51
VOLVO AB SER. B SE0000115446	267.70	-0.45% -1.20		24/10/11 18:00:00	2,235,792 595,888,396.10