

OMX STOCKHOLM 30 INDEX

ISIN: SE0000337842 WKN: -

Overview

2024/08/15 17:35:00	
Price	2,522.8123
	SEK
Difference	▲ 1.15% (28.63)
General attributes	
ISIN	SE0000337842
Symbol	-
Country	Sweden
Instruments in index	30
Type of index	-
Security type	Index
Market data	
Open	2,504.6617 SEK
High	2,529.7687 SEK
Low	2,495.2781 SEK
Close (prev. day)	2,494.1853 SEK
Trading volume (m)	-
Volume (pcs)	-



Information about previous performance does not guarantee future performance.
Source: FactSet

Top 5

Name	Price	+ - (%)	Trend
ELECTROLUX...	93.14	+5.12	▲
ASTRAZENECA...	13,166.00	+2.94	▲
SINCH AB	26.68	+2.54	▲
ERICSSON(L...	73.36	+2.17	▲
SANDVIK AB	209.40	+2.05	▲

Intraday 1W 1M 6m 1Y 3Y

Flop 5

Name	Price	+ - (%)	Trend
SAMHALLSBY...	6.18	-2.09	▼
TELE2 AB S...	110.25	-1.21	▼
TELIA CO. ...	31.09	-0.77	↔
ESSITY AB ...	296.10	-0.34	↔

Intraday 1W 1M 6m 1Y 3Y

Recent research

on market		
Date	Headline	Download
2024/08/12	Global Equity Ratings	Download
2024/07/24	Global Equity Ratings	Download
2024/07/12	Global Equity Ratings	Download
2024/07/09	Political environment weighs on outlook	Download
2024/07/03	Global Strategy 3Q 2024	Download

Futures and Options

Related Futures 18

Related Options -

Details

2024/08/15 17:35:00

Price

2,522.8123

SEK

Difference



1.15% (28.63)

General attributes

ISIN SE0000337842

Symbol -

Country Sweden

Security type Index

Instruments in index 30

Market data

Open 2,504.6617 SEK

High 2,529.7687 SEK

Low 2,495.2781 SEK

Close (prev. day) 2,494.1853 SEK

Trading volume (m) -

Volume (pcs) -

Performance and Risk

	6m	1Y	3Y
Perf (%)	+5.77%	+15.80%	+4.81%
Perf (abs.)	+137.57	+344.31	+115.77
Beta	-	-	-
Volatility	13.40	12.99	17.29

































Information about previous performance does not guarantee future performance.

Source: FactSet

Price data

Ø price 5 days Ø volume 5 days (pcs.)	2,481.8899 SEK (0)
Ø price 30 days Ø volume 30 days (pcs.)	2,540.3358 SEK (0)
Ø price 100 days Ø volume 100 days (pcs.)	2,559.2415 SEK (0)
Ø price 250 days Ø volume 250 days (pcs.)	2,389.2083 SEK (0)
YTD High date	2,648.1991 SEK (2024/05/23)
YTD Low date	2,285.8717 SEK (2024/01/17)
52 Weeks High date	2,648.1991 SEK (2024/05/23)
52 Weeks Low date	2,036.8798 SEK (2023/10/26)

Composition

Name  ISIN	Price	Diff %  Diff +/-	Performance 	Date Time	Turnover Pc.  Turnover Money 
ABB LTD CH0012221716	570.20	1.57% 8.80		24/08/15 18:00:00	397,068 225,018,270.80
ALFA LAVAL AB SE0000695876	455.40	0.95% 4.30		24/08/15 18:00:00	246,061 111,807,882.80
ASSA ABLOY AB SER. B SE0007100581	311.50	0.19% 0.60		24/08/15 18:00:00	845,510 263,184,557.10
ASTRAZENECA PLC GB0009895292	1,784.50	2.94% 51.00		24/08/15 18:00:00	246,140 435,839,402.39
ATLAS COPCO AB SER. A SE0017486889	182.25	0.52% 0.95		24/08/15 18:00:00	3,179,219 579,454,186.76
ATLAS COPCO AB SER. B SE0017486897	161.00	0.88% 1.40		24/08/15 18:00:00	996,005 160,028,082.22
BOLIDEN AB SE0020050417	305.00	2.04% 6.10		24/08/15 18:00:00	874,287 265,305,263.60
ELECTROLUX AB SER. B SE0016589188	93.14	5.12% 4.54		24/08/15 18:00:00	2,087,382 191,699,877.14
ERICSSON(LM)TEL SE0000108656	73.36	2.17% 1.56		24/08/15 18:00:00	7,075,953 516,622,589.64
ESSITY AB SER'B'NPV SE0009922164	296.10	-0.34% -1.00		24/08/15 18:00:00	903,149 268,004,560.65
EVOLUTION AB SE0012673267	1,025.50	1.58% 16.00		24/08/15 18:00:00	345,504 353,115,177.00
GETINGE AB SER. B SE0000202624	203.00	0.54% 1.10		24/08/15 18:00:00	351,226 71,263,151.55
HENNES & MAURITZ AB 'B' SE0000106270	159.55	1.08% 1.70		24/08/15 18:00:00	1,806,776 288,043,706.32
HEXAGON AB SER. B SE0015961909	103.00	1.13% 1.15		24/08/15 18:00:00	2,438,507 250,486,038.24
INVESTOR AB SER. B SE0015811963	293.90	1.43% 4.15		24/08/15 18:00:00	1,677,349 490,479,595.33
KINNEVIK AB CLASS 'B' SE0022060521	81.10	1.17% 0.94		24/08/15 18:00:00	604,408 48,937,658.90
NIBE INDUSTRIER AB SER. B SE0015988019	47.39	1.04% 0.49		24/08/15 18:00:00	8,198,112 391,821,843.08
NORDEA BANK ABP FI4000297767	120.35	0.67% 0.80		24/08/15 18:00:00	3,795,975 455,924,495.84
SAAB AB SER. B SE0021921269	257.30	0.94% 2.40		24/08/15 18:00:00	951,471 243,320,197.57
SAMHALLSBYGGNADSBOLAGET I... SE0009554454	6.18	-2.09% -0.13		24/08/15 18:00:00	17,223,228 107,633,560.96
SANDVIK AB SE0000667891	209.40	2.05% 4.20		24/08/15 18:00:00	1,736,832 362,138,763.60
SINCH AB SE0016101844	26.68	2.54% 0.66		24/08/15 18:00:00	3,251,082 85,519,473.14
SKANDINAVISKA ENSKILDA BA... SE0000148884	154.20	1.45% 2.20		24/08/15 18:00:00	1,975,764 303,089,943.04
SKF AB SER. B SE0000108227	191.10	1.49% 2.80		24/08/15 18:00:00	786,798 150,251,616.19
SVENSKA CELLULOSA AB SCA ... SE0000112724	138.40	1.21% 1.65		24/08/15 18:00:00	1,397,897 194,203,734.95

SVENSKA HANDELSBANKEN AB ... SE0007100599	103.45	0.15% 0.15		24/08/15 18:00:00	2,959,409 305,367,925.23
SWEDBANK AB SER A SE0000242455	212.00	1.24% 2.60	█	24/08/15 18:00:00	2,093,260 440,247,174.09
TELE2 AB SER. B SE0005190238	110.25	-1.21% -1.35		24/08/15 18:00:00	1,294,375 143,259,385.84
TELIA CO. AB SE0000667925	31.09	-0.77% -0.24		24/08/15 18:00:00	7,652,111 238,377,681.65
VOLVO AB SER. B SE0000115446	263.60	1.62% 4.20	█	24/08/15 18:00:00	1,780,364 467,530,830.20