

# OMX STOCKHOLM 30 INDEX

ISIN: **SE0000337842** WKN: -

## Overview

2024/07/26 17:35:00	
<b>Price</b>	<b>2,578.7488</b>
SEK	
<b>Difference</b>	<span style="color: green;">▲</span> 0.64% (16.38)
<b>General attributes</b>	
ISIN	SE0000337842
Symbol	-
Country	Sweden
Instruments in index	30
Type of index	-
Security type	Index
<b>Market data</b>	
Open	2,553.5632 SEK
High	2,582.1902 SEK
Low	2,553.2450 SEK
Close (prev. day)	2,562.3724 SEK
Trading volume (m)	-
Volume (pcs)	-



Information about previous performance does not guarantee future performance.  
Source: FactSet

### Top 5

Name	Price	+ - (%)	Trend
ASSA ABLOY...	318.60	+2.18	<span style="color: green;">▲</span>
KINNEVIK A...	89.09	+2.03	<span style="color: green;">▲</span>
ABB LTD	48.22	+1.83	<span style="color: green;">▲</span>
EVOLUTION ...	1,033.00	+1.82	<span style="color: green;">▲</span>
ASTRAZENECA...	12,180.00	+1.80	<span style="color: green;">▲</span>

Intraday 1W 1M 6m 1Y 3Y

### Flop 5

Name	Price	+ - (%)	Trend
SVENSKA CE...	144.20	-5.29	<span style="color: red;">▼</span>
HEXAGON AB...	107.25	-3.29	<span style="color: red;">▼</span>
NIBE INDUS...	45.93	-1.71	<span style="color: red;">▼</span>
GETINGE AB...	208.80	-0.19	<span style="color: gray;">↔</span>

Intraday 1W 1M 6m 1Y 3Y

### Recent research

Date	Headline	Download
2024/07/24	Global Equity Ratings	<a href="#">Download</a>
2024/07/12	Global Equity Ratings	<a href="#">Download</a>
2024/07/09	Political environment weighs on outlook	<a href="#">Download</a>
2024/07/03	Global Strategy 3Q 2024	<a href="#">Download</a>
2024/06/21	Global Equity Ratings	<a href="#">Download</a>

**Futures and Options**

**Related Futures** 16

**Related Options** -

## Details

2024/07/26 17:35:00

Price

**2,578.7488**

SEK

Difference



0.64% (16.38)

## General attributes

ISIN SE0000337842

Symbol -

Country Sweden

Security type Index

Instruments in index 30

## Market data

Open 2,553.5632 SEK

High 2,582.1902 SEK

Low 2,553.2450 SEK

Close (prev. day) 2,562.3724 SEK

Trading volume (m) -

Volume (pcs) -

## Performance and Risk

	6m	1Y	3Y
Perf (%)	+8.80%	+15.37%	+8.00%
Perf (abs.)	+208.62	+343.52	+191.09
Beta	-	-	-
Volatility	11.53	12.14	17.06

































Information about previous performance does not guarantee future performance.

Source: FactSet

## Price data

Ø price 5 days   Ø volume 5 days (pcs.)	2,580.3890 SEK (0)
Ø price 30 days   Ø volume 30 days (pcs.)	2,575.1680 SEK (0)
Ø price 100 days   Ø volume 100 days (pcs.)	2,560.8678 SEK (0)
Ø price 250 days   Ø volume 250 days (pcs.)	2,371.8168 SEK (0)
YTD High   date	2,648.1991 SEK (2024/05/23)
YTD Low   date	2,285.8717 SEK (2024/01/17)
52 Weeks High   date	2,648.1991 SEK (2024/05/23)
52 Weeks Low   date	2,036.8798 SEK (2023/10/26)

## Composition

Name  ISIN	Price	Diff %  Diff +/-	Performance 	Date Time	Turnover Pc.  Turnover Money 
ABB LTD CH0012221716	589.80	1.83% 10.60		24/07/26 18:00:00	299,821 175,665,067.10
ALFA LAVAL AB SE0000695876	471.00	0.51% 2.40		24/07/26 18:00:00	399,898 188,347,347.30
ASSA ABLOY AB SER. B SE0007100581	318.60	2.18% 6.80		24/07/26 18:00:00	1,050,454 333,682,900.05
ASTRAZENECA PLC GB0009895292	1,697.50	1.80% 30.00		24/07/26 18:00:00	187,122 317,777,514.75
ATLAS COPCO AB SER. A SE0017486889	184.40	0.68% 1.25		24/07/26 18:00:00	2,593,216 477,931,077.11
ATLAS COPCO AB SER. B SE0017486897	161.65	1.48% 2.35		24/07/26 18:00:00	1,418,539 228,737,664.46
BOLIDEN AB SE0020050417	321.00	0.60% 1.90		24/07/26 18:00:00	744,085 239,423,355.85
ELECTROLUX AB SER. B SE0016589188	95.88	0.67% 0.64		24/07/26 18:00:00	1,192,109 114,406,091.24
ERICSSON(LM)TEL SE0000108656	71.82	0.87% 0.62		24/07/26 18:00:00	3,954,801 283,281,515.50
ESSITY AB SER'B'NPV SE0009922164	305.70	0.69% 2.10		24/07/26 18:00:00	1,313,093 400,910,914.50
EVOLUTION AB SE0012673267	1,033.00	1.82% 18.50		24/07/26 18:00:00	529,732 544,542,628.50
GETINGE AB SER. B SE0000202624	208.80	-0.19% -0.40		24/07/26 18:00:00	371,638 77,595,757.40
HENNES & MAURITZ AB 'B' SE0000106270	165.95	0.21% 0.35		24/07/26 18:00:00	1,544,528 256,276,955.03
HEXAGON AB SER. B SE0015961909	107.25	-3.29% -3.65		24/07/26 18:00:00	8,147,727 869,635,866.59
INVESTOR AB SER. B SE0015811963	299.70	1.15% 3.40		24/07/26 18:00:00	1,953,612 583,763,411.18
KINNEVIK AB CLASS 'B' SE0022060521	89.09	2.03% 1.77		24/07/26 18:00:00	1,372,179 122,162,872.11
NIBE INDUSTRIER AB SER. B SE0015988019	45.93	-1.71% -0.80		24/07/26 18:00:00	7,173,027 328,790,306.08
NORDEA BANK ABP FI4000297767	125.05	0.36% 0.45		24/07/26 18:00:00	2,525,328 315,394,187.42
SAAB AB SER. B SE0021921269	241.50	1.66% 3.95		24/07/26 18:00:00	1,261,069 303,057,121.70
SAMHALLSBYGGNADSBOLAGET I... SE0009554454	6.538	0.99% 0.06		24/07/26 18:00:00	15,093,824 99,227,961.07
SANDVIK AB SE0000667891	218.10	0.41% 0.90		24/07/26 18:00:00	1,185,655 258,650,926.75
SINCH AB SE0016101844	28.54	0.11% 0.03		24/07/26 18:00:00	3,074,018 88,011,419.86
SKANDINAVISKA ENSKILDA BA... SE0000148884	162.90	0.84% 1.35		24/07/26 18:00:00	1,587,294 258,325,257.61
SKF AB SER. B SE0000108227	199.05	0.96% 1.90		24/07/26 18:00:00	1,276,885 253,802,761.26
SVENSKA CELLULOSA AB SCA ... SE0000112724	144.20	-5.29% -8.05		24/07/26 18:00:00	2,723,903 393,761,842.18

SVENSKA HANDELSBANKEN AB ... SE0007100599	107.45	0.70% 0.75		24/07/26 18:00:00	2,370,509 254,187,520.42
SWEDBANK AB SER A SE0000242455	226.20	0.67% 1.50		24/07/26 18:00:00	1,486,664 335,028,144.00
TELE2 AB SER. B SE0005190238	109.60	0.23% 0.25		24/07/26 18:00:00	999,261 109,433,893.27
TELIA CO. AB SE0000667925	31.99	0.09% 0.03		24/07/26 18:00:00	6,673,620 212,883,305.74
VOLVO AB SER. B SE0000115446	272.40	0.74% 2.00		24/07/26 18:00:00	1,574,295 428,712,489.95