

OMX STOCKHOLM 30 INDEX

ISIN: **SE0000337842** WKN: -

Overview

2024/06/28 17:35:00	
Price	2,569.4539
	SEK
Difference	▲ 0.45% (11.59)
General attributes	
ISIN	SE0000337842
Symbol	-
Country	Sweden
Instruments in index	30
Type of index	-
Security type	Index
Market data	
Open	2,572.3003 SEK
High	2,576.4792 SEK
Low	2,561.1365 SEK
Close (prev. day)	2,557.8652 SEK
Trading volume (m)	-
Volume (pcs)	-



Information about previous performance does not guarantee future performance.
Source: FactSet

Top 5

Name	Price	+ - (%)	Trend
SAMHALLSBY...	5.393	+4.64	▲
SINCH AB	25.70	+1.66	▲
HEXAGON AB...	119.65	+1.57	▲
VOLVO AB S...	271.10	+1.50	▲
SKANDINAVI...	156.50	+1.26	▲

Intraday | 1W | 1M | 6m | 1Y | 3Y

Flop 5

Name	Price	+ - (%)	Trend
NIBE INDUS...	44.94	-1.25	▼
KINNEVIK A...	86.95	-1.25	▼
HENNES & M...	167.65	-1.03	▼
ELECTROLUX...	87.86	-0.99	↔
EVOLUTION ...	1,104.00	-0.59	↔

Recent research

on market		
Date	Headline	Download
2024/06/21	Global Equity Ratings	Download
2024/06/20	Bosnia and Herzegovina Growth to remain subdued ...	Download
2024/06/14	Global Equity Ratings	Download
2024/06/06	North Macedonia Growth still appears under press...	Download
2024/06/04	Montenegro Growth to moderate after exceptional ...	Download

Intraday 1W 1M 6m 1Y 3Y

Futures and Options

Related Futures 16

Related Options -

Details

2024/06/28 17:35:00

Price

2,569.4539

SEK

Difference



0.45% (11.59)

General attributes

ISIN SE0000337842

Symbol -

Country Sweden

Security type Index

Instruments in index 30

Market data

Open 2,572.3003 SEK

High 2,576.4792 SEK

Low 2,561.1365 SEK

Close (prev. day) 2,557.8652 SEK

Trading volume (m) -

Volume (pcs) -

Performance and Risk

	6m	1Y	3Y
Perf (%)	+7.55%	+13.59%	+13.88%
Perf (abs.)	+180.45	+307.39	+313.12
Beta	-	-	-
Volatility	11.20	12.00	17.11






















Information about previous performance does not guarantee future performance.
Source: FactSet

Price data

Ø price 5 days Ø volume 5 days (pcs.)	2,571.1344 SEK (0)
Ø price 30 days Ø volume 30 days (pcs.)	2,596.3064 SEK (0)
Ø price 100 days Ø volume 100 days (pcs.)	2,525.4575 SEK (0)
Ø price 250 days Ø volume 250 days (pcs.)	2,344.9148 SEK (0)
YTD High date	2,648.1991 SEK (2024/05/23)
YTD Low date	2,285.8717 SEK (2024/01/17)
52 Weeks High date	2,648.1991 SEK (2024/05/23)
52 Weeks Low date	2,036.8798 SEK (2023/10/26)

Composition

Name  ISIN	Price	Diff %  Diff +/-	Performance 	Date Time	Turnover Pc.  Turnover Money 
ABB LTD CH0012221716	588.00	-0.37% -2.20		24/06/28 18:00:00	453,193 266,946,519.60
ALFA LAVAL AB SE0000695876	464.10	0.15% 0.70		24/06/28 18:00:00	401,729 186,323,381.75
ASSA ABLOY AB SER. B SE0007100581	299.60	0.71% 2.10		24/06/28 18:00:00	4,984,826 1,488,878,525.45
ASTRAZENECA PLC GB0009895292	1,661.00	0.15% 2.50		24/06/28 18:00:00	141,499 235,581,839.75
ATLAS COPCO AB SER. A SE0017486889	199.20	0.28% 0.55		24/06/28 18:00:00	2,907,384 579,244,489.51
ATLAS COPCO AB SER. B SE0017486897	171.15	0.56% 0.95		24/06/28 18:00:00	1,205,305 206,309,123.00
AUTOLIV INC. SDB SE0021309614	1,130.00	0.00% 0.00		24/06/28 18:00:00	395,623 446,809,961.60
BOLIDEN AB SE0020050417	339.10	0.59% 2.00		24/06/28 18:00:00	663,799 225,477,237.95
ELECTROLUX AB SER. B SE0016589188	87.86	-0.99% -0.88		24/06/28 18:00:00	1,971,861 173,464,054.11
ERICSSON(LM)TEL SE0000108656	65.80	0.61% 0.40		24/06/28 18:00:00	6,234,908 410,478,484.13
ESSITY AB SER'B'NPV SE0009922164	271.40	0.30% 0.80		24/06/28 18:00:00	1,395,974 378,744,838.40
EVOLUTION AB SE0012673267	1,104.00	-0.59% -6.50		24/06/28 18:00:00	542,733 600,946,682.50
GETINGE AB SER. B SE0000202624	180.05	0.61% 1.10		24/06/28 18:00:00	539,815 97,042,671.30
HENNES & MAURITZ AB 'B' SE0000106270	167.65	-1.03% -1.75		24/06/28 18:00:00	6,875,893 1,151,067,715.68
HEXAGON AB SER. B SE0015961909	119.65	1.57% 1.85		24/06/28 18:00:00	3,699,502 442,608,887.13
INVESTOR AB SER. B SE0015811963	290.20	0.33% 0.95		24/06/28 18:00:00	2,689,656 780,227,311.55
KINNEVIK AB CLASS 'B' SE0022060521	86.95	-1.25% -1.10		24/06/28 18:00:00	1,421,911 124,308,037.55
NIBE INDUSTRIER AB SER. B SE0015988019	44.94	-1.25% -0.57		24/06/28 18:00:00	6,892,292 312,090,180.50
NORDEA BANK ABP FI4000297767	126.10	0.20% 0.25		24/06/28 18:00:00	10,563,391 1,333,164,358.24
SAMHALLSBYGGNADSBOLAGET I... SE0009554454	5.393	4.64% 0.24		24/06/28 18:00:00	28,935,979 153,628,123.77
SANDVIK AB SE0000667891	212.40	0.14% 0.30		24/06/28 18:00:00	1,794,787 381,546,096.30
SINCH AB SE0016101844	25.70	1.66% 0.42		24/06/28 18:00:00	4,573,361 117,238,972.38
SKANDINAVISKA ENSKILDA BA... SE0000148884	156.50	1.26% 1.95		24/06/28 18:00:00	2,403,120 375,747,048.82
SKF AB SER. B SE0000108227	212.80	0.42% 0.90		24/06/28 18:00:00	802,820 170,747,538.80
SVENSKA CELLULOSA AB SCA ... SE0000112724	156.55	0.80% 1.25		24/06/28 18:00:00	917,211 143,566,862.29

SVENSKA HANDELSBANKEN AB ... SE0007100599	100.95	1.01% 1.01	■	24/06/28 18:00:00	5,324,129 537,255,912.35
SWEDBANK AB SER A SE0000242455	218.10	0.74% 1.60	■	24/06/28 18:00:00	1,768,235 385,823,263.80
TELE2 AB SER. B SE0005190238	106.70	0.95% 1.00	■	24/06/28 18:00:00	2,385,870 254,146,076.87
TELIA CO. AB SE0000667925	28.43	0.71% 0.20	■	24/06/28 18:00:00	7,047,449 200,143,791.94
VOLVO AB SER. B SE0000115446	271.10	1.50% 4.00	■	24/06/28 18:00:00	3,004,837 814,246,579.15