

OMX STOCKHOLM 30 INDEX

ISIN: SE0000337842 WKN: -

Overview

2024/04/23 17:35:00	
Price	2,546.3317
	SEK
Difference	➔ 1.39% (34.93)
General attributes	
ISIN	SE0000337842
Symbol	-
Country	Sweden
Instruments in index	30
Type of index	-
Security type	Index
Market data	
Open	2,522.3383 SEK
High	2,548.9666 SEK
Low	2,516.8607 SEK
Close (prev. day)	2,511.4059 SEK
Trading volume (m)	-
Volume (pcs)	-



Information about previous performance does not guarantee future performance.
Source: FactSet

Top 5

Name	Price	+ - (%)	Trend
KINNEVIK A...	121.05	+4.71	➔
HENNES & M...	181.75	+4.18	➔
SINCH AB	25.99	+3.59	➔
NIBE INDUS...	51.10	+3.13	➔
EVOLUTION ...	1,333.50	+2.97	➔

Intraday 1W 1M 6m 1Y 3Y

Flop 5

Name	Price	+ - (%)	Trend
ASTRAZENEK...	11,268.00	-0.49	➔
BOLIDEN AB	343.20	-0.06	➔

Intraday 1W 1M 6m 1Y 3Y

Recent research

on market		
Date	Headline	Download
2024/04/03	Global Equity Ratings	Download
2024/03/26	Global Strategy 2Q 2024	Download
2024/03/13	Global Equity Ratings	Download
2024/02/22	Global Equity Ratings	Download
2024/02/14	Global Equity Ratings	Download

Futures and Options

Related Futures 19

Related Options -

Details

2024/04/23 17:35:00

Price

2,546.3317

SEK

Difference



1.39% (34.93)

General attributes

ISIN SE0000337842

Symbol -

Country Sweden

Security type Index

Instruments in index 30

Market data

Open 2,522.3383 SEK

High 2,548.9666 SEK

Low 2,516.8607 SEK

Close (prev. day) 2,511.4059 SEK

Trading volume (m) -

Volume (pcs) -

Performance and Risk

	6m	1Y	3Y
Perf (%)	+23.22%	+13.35%	+13.63%
Perf (abs.)	+479.83	+299.92	+305.39
Beta	-	-	-
Volatility	11.12	12.19	17.31

2,600.00

2,400.00

2,200.00

2,000.00

1,800.00

1,600.00

1,400.00

2020

2021

2022

2023

2024

5Y







Information about previous performance does not guarantee future performance.

Source: FactSet

Price data

Ø price 5 days Ø volume 5 days (pcs.)	2,516.5537 SEK (0)
Ø price 30 days Ø volume 30 days (pcs.)	2,518.1086 SEK (0)
Ø price 100 days Ø volume 100 days (pcs.)	2,411.4207 SEK (0)
Ø price 250 days Ø volume 250 days (pcs.)	2,287.3331 SEK (0)
YTD High date	2,557.5162 SEK (2024/03/27)
YTD Low date	2,285.8717 SEK (2024/01/17)
52 Weeks High date	2,557.5162 SEK (2024/03/27)
52 Weeks Low date	2,036.8798 SEK (2023/10/26)

Composition

Name  ISIN	Price	Diff %  Diff +/-	Performance 	Date Time	Turnover Pc.  Turnover Money 
ABB LTD CH0012221716	528.80	0.04% 0.20		24/04/23 17:29:37	594,458 312,729,007.20
ALFA LAVAL AB SE0000695876	425.70	1.00% 4.20	█	24/04/23 17:29:54	591,892 250,333,014.40
ASSA ABLOY AB SER. B SE0007100581	310.30	1.37% 4.20	█	24/04/23 17:29:48	1,921,526 594,103,023.50
ASTRAZENECA PLC GB0009895292	1,522.00	-0.49% -7.50		24/04/23 17:29:56	243,301 371,652,440.25
ATLAS COPCO AB SER. A SE0017486889	177.95	1.08% 1.90	█	24/04/23 17:29:48	5,135,441 913,065,670.84
ATLAS COPCO AB SER. B SE0017486897	153.90	0.72% 1.10	█	24/04/23 17:29:56	1,748,596 269,144,380.39
AUTOLIV INC. SDB SE0021309614	1,278.60	0.63% 8.00	█	24/04/23 17:29:56	91,035 116,166,435.40
BOLIDEN AB SE0020050417	343.20	-0.06% -0.20		24/04/23 17:29:44	2,684,760 915,451,527.05
ELECTROLUX AB SER. B SE0016589188	95.18	1.91% 1.78	█	24/04/23 17:29:43	1,492,560 141,248,200.21
ERICSSON(LM)TEL SE0000108656	57.94	1.29% 0.74	█	24/04/23 17:29:44	8,986,798 520,114,732.48
ESSITY AB SER'B'NPV SE0009922164	263.30	1.94% 5.00	█	24/04/23 17:29:34	2,466,485 647,061,442.96
EVOLUTION AB SE0012673267	1,333.50	2.97% 38.50	█	24/04/23 17:29:59	422,439 559,461,313.25
GETINGE AB SER. B SE0000202624	232.10	0.30% 0.70		24/04/23 17:29:37	1,416,516 327,218,654.80
HENNES & MAURITZ AB 'B' SE0000106270	181.75	4.18% 7.30	█	24/04/23 17:29:48	2,921,276 526,951,237.40
HEXAGON AB SER. B SE0015961909	122.90	1.95% 2.35	█	24/04/23 17:29:55	2,317,131 283,193,263.78
INVESTOR AB SER. B SE0015811963	268.60	1.65% 4.35	█	24/04/23 17:29:54	2,336,127 624,716,783.86
KINNEVIK AB CLASS 'B' SE0015810247	121.05	4.71% 5.45	█	24/04/23 17:29:37	1,832,368 219,590,539.60
NIBE INDUSTRIER AB SER. B SE0015988019	51.10	3.13% 1.55	█	24/04/23 17:29:44	5,976,889 303,257,181.61
NORDEA BANK ABP FI4000297767	130.30	1.32% 1.70	█	24/04/23 17:29:59	4,091,897 529,829,270.61
SAMHALLSBYGGNADSBOLAGET I... SE0009554454	4.1715	0.77% 0.03		24/04/23 17:29:42	13,294,540 54,664,605.58
SANDVIK AB SE0000667891	229.30	1.19% 2.70	█	24/04/23 17:29:45	3,770,826 861,496,844.50
SINCH AB SE0016101844	25.99	3.59% 0.90	█	24/04/23 17:29:48	3,974,884 102,157,080.90
SKANDINAVISKA ENSKILDA BA... SE0000148884	150.05	2.25% 3.30	█	24/04/23 17:29:58	3,218,888 480,120,317.17
SKF AB SER. B SE0000108227	224.60	1.03% 2.30	█	24/04/23 17:29:38	1,002,678 224,637,264.90
SVENSKA CELLULOSA AB SCA ... SE0000112724	154.95	0.23% 0.35		24/04/23 17:29:34	1,012,173 157,209,753.89

SVENSKA HANDELSBANKEN AB ... SE0007100599	113.15	2.21% 2.45		24/04/23 17:29:50	5,518,636 620,177,609.92
SWEDBANK AB SER A SE0000242455	219.20	1.43% 3.10		24/04/23 17:29:48	2,189,022 478,483,726.85
TELE2 AB SER. B SE0005190238	104.10	1.71% 1.75		24/04/23 17:29:59	2,706,259 280,813,230.60
TELIA CO. AB SE0000667925	27.54	1.25% 0.34		24/04/23 17:29:42	12,334,611 338,962,134.49
VOLVO AB SER. B SE0000115446	282.60	0.00% 0.00		24/04/23 17:29:41	5,794,591 1,637,111,481.40