

OMX STOCKHOLM 30 INDEX

ISIN: **SE0000337842** WKN: -

Overview

2024/04/23 13:15:58	
Price	2,541.6338
	SEK
Difference	➔ 1.20% (30.23)
General attributes	
ISIN	SE0000337842
Symbol	-
Country	Sweden
Instruments in index	30
Type of index	-
Security type	Index
Market data	
Open	2,522.3383 SEK
High	2,542.5359 SEK
Low	2,516.8607 SEK
Close (prev. day)	2,511.4059 SEK
Trading volume (m)	-
Volume (pcs)	-



Information about previous performance does not guarantee future performance.
Source: FactSet

Top 5

Name	Price	+ - (%)	Trend
KINNEVIK A...	120.20	+3.98	➔
NIBE INDUS...	51.18	+3.29	➔
HENNES & M...	179.60	+2.95	➔
SINCH AB	25.69	+2.39	➔
EVOLUTION ...	1,323.00	+2.16	➔

Intraday | 1W | 1M | 6m | 1Y | 3Y

Recent research

on market		
Date	Headline	Download
2024/04/03	Global Equity Ratings	
2024/03/26	Global Strategy 2Q 2024	
2024/03/13	Global Equity Ratings	
2024/02/22	Global Equity Ratings	
2024/02/14	Global Equity Ratings	

Flop 5

Name	Price	+ - (%)	Trend
GETINGE AB...	229.50	-0.82	➔
SAMHALLSBY...	4.106	-0.81	➔
BOLIDEN AB	342.80	-0.17	➔

Intraday | 1W | 1M | 6m | 1Y | 3Y

Futures and Options

Related Futures 19

Related Options -

Details

2024/04/23 13:15:58

Price

2,541.6338

SEK

Difference



1.20% (30.23)

General attributes

ISIN SE0000337842

Symbol -

Country Sweden

Security type Index

Instruments in index 30

Market data

Open 2,522.3383 SEK

High 2,542.5359 SEK

Low 2,516.8607 SEK

Close (prev. day) 2,511.4059 SEK

Trading volume (m) -

Volume (pcs) -

Performance and Risk

	6m	1Y	3Y
Perf (%)	+20.88%	+11.80%	+12.50%
Perf (abs.)	+433.75	+265.00	+278.99
Beta	-	-	-
Volatility	10.98	12.14	17.29

2,600.00

2,400.00

2,200.00

2,000.00

1,800.00

1,600.00

1,400.00

2020

2021

2022

2023

2024

5Y





















Information about previous performance does not guarantee future performance.

Source: FactSet

Price data

Ø price 5 days Ø volume 5 days (pcs.)	2,505.6385 SEK (0)
Ø price 30 days Ø volume 30 days (pcs.)	2,516.1540 SEK (0)
Ø price 100 days Ø volume 100 days (pcs.)	2,408.1054 SEK (0)
Ø price 250 days Ø volume 250 days (pcs.)	2,286.1081 SEK (0)
YTD High date	2,557.5162 SEK (2024/03/27)
YTD Low date	2,285.8717 SEK (2024/01/17)
52 Weeks High date	2,557.5162 SEK (2024/03/27)
52 Weeks Low date	2,036.8798 SEK (2023/10/26)

Composition

Name  ISIN	Price	Diff %  Diff +/-	Performance 	Date Time	Turnover Pc.  Turnover Money 
ABB LTD CH0012221716	531.40	0.53% 2.80		24/04/23 13:15:39	239,682 126,683,042.80
ALFA LAVAL AB SE0000695876	423.80	0.55% 2.30		24/04/23 13:15:48	230,753 96,825,362.95
ASSA ABLOY AB SER. B SE0007100581	308.00	0.62% 1.90		24/04/23 13:14:49	344,680 106,067,993.40
ASTRAZENECA PLC GB0009895292	1,529.50	0.00% 0.00		24/04/23 13:15:30	102,780 157,217,739.75
ATLAS COPCO AB SER. A SE0017486889	178.90	1.62% 2.85		24/04/23 13:15:43	1,370,433 242,957,281.41
ATLAS COPCO AB SER. B SE0017486897	155.00	1.44% 2.20		24/04/23 13:14:28	631,613 97,224,889.33
AUTOLIV INC. SDB SE0021309614	1,281.40	0.85% 10.80		24/04/23 13:14:27	18,724 23,960,766.40
BOLIDEN AB SE0020050417	342.80	-0.17% -0.60		24/04/23 13:15:45	1,543,718 521,496,129.30
ELECTROLUX AB SER. B SE0016589188	94.38	1.05% 0.98		24/04/23 13:15:56	525,440 49,566,986.87
ERICSSON(LM)TEL SE0000108656	57.84	1.12% 0.64		24/04/23 13:15:34	3,738,580 216,347,742.20
ESSITY AB SER'B'NPV SE0009922164	263.30	1.94% 5.00		24/04/23 13:15:59	958,053 249,425,028.10
EVOLUTION AB SE0012673267	1,323.00	2.16% 28.00		24/04/23 13:15:58	113,257 148,494,837.75
GETINGE AB SER. B SE0000202624	229.50	-0.82% -1.90		24/04/23 13:15:36	813,125 187,981,426.65
HENNES & MAURITZ AB 'B' SE0000106270	179.60	2.95% 5.15		24/04/23 13:15:23	883,269 157,659,212.00
HEXAGON AB SER. B SE0015961909	122.55	1.66% 2.00		24/04/23 13:15:23	902,179 109,723,119.33
INVESTOR AB SER. B SE0015811963	268.00	1.42% 3.75		24/04/23 13:15:43	905,008 241,907,841.37
KINNEVIK AB CLASS 'B' SE0015810247	120.20	3.98% 4.60		24/04/23 13:15:24	955,214 113,825,369.86
NIBE INDUSTRIER AB SER. B SE0015988019	51.18	3.29% 1.63		24/04/23 13:15:50	2,732,188 137,358,912.49
NORDEA BANK ABP FI4000297767	129.70	0.86% 1.10		24/04/23 13:15:34	1,086,346 140,181,216.59
SAMHALLSBYGGNADSBOLAGET I... SE0009554454	4.106	-0.81% -0.03		24/04/23 13:15:57	5,744,230 23,797,661.35
SANDVIK AB SE0000667891	227.60	0.44% 1.00		24/04/23 13:15:50	825,671 187,711,134.50
SINCH AB SE0016101844	25.69	2.39% 0.60		24/04/23 13:15:24	1,672,863 42,662,665.07
SKANDINAVISKA ENSKILDA BA... SE0000148884	148.85	1.43% 2.10		24/04/23 13:15:56	913,573 134,895,606.47
SKF AB SER. B SE0000108227	223.80	0.67% 1.50		24/04/23 13:15:47	273,146 60,885,579.40
SVENSKA CELLULOSA AB SCA ... SE0000112724	155.80	0.78% 1.20		24/04/23 13:15:31	223,848 34,707,384.90

SVENSKA HANDELSBANKEN AB ... SE0007100599	112.35	1.49% 1.65	■	24/04/23 13:15:53	2,081,490 232,149,081.45
SWEDBANK AB SER A SE0000242455	218.70	1.20% 2.60	■	24/04/23 13:15:56	735,951 160,094,782.55
TELE2 AB SER. B SE0005190238	103.65	1.27% 1.30	■	24/04/23 13:15:50	797,016 82,285,092.70
TELIA CO. AB SE0000667925	27.51	1.14% 0.31	■	24/04/23 13:15:51	4,502,412 123,327,392.35
VOLVO AB SER. B SE0000115446	283.70	0.39% 1.10	■	24/04/23 13:15:50	962,787 272,657,217.15