

OMX STOCKHOLM 30 INDEX

ISIN: SE0000337842 WKN: -

Overview

2023/06/02 17:35:00	
Price	2,292.5030 SEK
Difference	▲ 1.78% (40.08)
General attributes	
ISIN	SE0000337842
Symbol	-
Country	Sweden
Instruments in index	30
Type of index	-
Security type	Index
Market data	
Open	2,267.8400 SEK
High	2,295.0322 SEK
Low	2,266.1448 SEK
Close (prev. day)	2,252.4260 SEK
Trading volume (m)	-
Volume (pcs)	-



Information about previous performance does not guarantee future performance.
Source: FactSet

Top 5

Name	Price	+ - (%)	Trend
SAMHALLSBY...	5.275	+53.30	▲
BOLIDEN AB	357.80	+6.31	▲
SINCH AB	23.955	+5.62	▲
SKF AB SER...	179.65	+4.72	▲
SANDVIK AB	203.30	+4.71	▲

Flop 5

Name	Price	+ - (%)	Trend
TELE2 AB S...	94.92	-3.40	▼
TELIA CO. ...	25.15	-0.32	↔
ASTRAZENE...	11,748.00	-0.16	↔

Recent research

Date	Headline	Download
2023/06/01	Global Equity Ratings	Download
2023/06/01	North Macedonia Ambitious investment plan suppor...	Download
2023/05/31	Montenegro Resilient recovery despite global hea...	Download
2023/05/24	Global Equity Ratings	Download
2023/05/03	Global Equity Ratings	Download

Futures and Options

Related Futures 17

5Y

Related Options

-

Details

2023/06/02 17:35:00

Price

2,292.5030

SEK

Difference



1.78% (40.08)

General attributes

ISIN	SE0000337842
Symbol	-
Country	Sweden
Security type	Index
Instruments in index	30

Market data

Open	2,267.8400 SEK
High	2,295.0322 SEK
Low	2,266.1448 SEK
Close (prev. day)	2,252.4260 SEK
Trading volume (m)	-
Volume (pcs)	-

Performance and Risk

	6m	1Y	3Y
Perf (%)	+7.66%	+10.45%	+37.52%
Perf (abs.)	+163.04	+216.82	+625.53
Beta	-	-	-
Volatility	18.21	19.41	18.69

































Information about previous performance does not guarantee future performance.
Source: FactSet

Price data

Ø price 5 days Ø volume 5 days (pcs.)	2,258.7055 SEK (0)
Ø price 30 days Ø volume 30 days (pcs.)	2,248.8551 SEK (0)
Ø price 100 days Ø volume 100 days (pcs.)	2,219.5459 SEK (0)
Ø price 250 days Ø volume 250 days (pcs.)	2,075.4019 SEK (0)
YTD High date	2,295.5290 SEK (2023/05/19)
YTD Low date	2,050.4347 SEK (2023/03/20)
52 Weeks High date	2,295.5290 SEK (2023/05/19)
52 Weeks Low date	1,781.8681 SEK (2022/09/29)

Composition

Name  ISIN	Price	Diff %  Diff +/-	Performance 	Date Time	Turnover Pc.  Turnover Money 
ABB LTD CH0012221716	403.50	0.65% 2.60		23/06/02 17:29:59	623,306 249,360,729.65
ALFA LAVAL AB SE0000695876	397.00	1.59% 6.20		23/06/02 17:29:54	476,507 188,439,026.50
ASSA ABLOY AB SER. B SE0007100581	248.50	1.97% 4.80		23/06/02 17:29:31	1,105,705 273,669,876.30
ASTRAZENECA PLC GB0009895292	1,579.00	-0.16% -2.50		23/06/02 17:29:58	251,524 393,785,827.50
ATLAS COPCO AB SER. A SE0017486889	159.80	1.65% 2.60		23/06/02 17:29:39	3,993,507 635,294,446.19
ATLAS COPCO AB SER. B SE0017486897	137.60	1.40% 1.90		23/06/02 17:29:59	2,411,273 330,245,486.31
AUTOLIV INC. SDB SE0000382335	916.80	2.96% 26.40		23/06/02 17:29:35	134,423 121,486,746.80
BOLIDEN AB SE0020050417	357.80	6.31% 21.25		23/06/02 17:29:37	1,661,725 591,418,821.45
ELECTROLUX AB SER. B SE0016589188	148.50	3.34% 4.80		23/06/02 17:29:49	1,388,905 205,225,209.75
ESSITY AB SER'B'NPV SE0009922164	293.00	0.69% 2.00		23/06/02 17:29:43	750,299 219,489,522.40
EVOLUTION AB SE0012673267	1,449.00	1.63% 23.20		23/06/02 17:29:44	456,835 662,575,573.60
GETINGE AB SER. B SE0000202624	254.00	1.07% 2.70		23/06/02 17:29:54	2,271,897 586,369,500.35
HENNES & MAURITZ AB 'B' SE0000106270	142.34	2.36% 3.28		23/06/02 17:29:33	2,159,912 305,799,822.32
HEXAGON AB SER. B SE0015961909	128.30	2.27% 2.85		23/06/02 17:29:56	3,570,518 456,182,004.85
INVESTOR AB SER. B SE0015811963	221.80	0.02% 0.05		23/06/02 17:29:51	3,100,505 688,201,969.18
KINNEVIK AB CLASS 'B' SE0015810247	160.90	2.98% 4.65		23/06/02 17:29:33	912,209 146,541,211.35
NIBE INDUSTRIER AB SER. B SE0015988019	105.80	1.63% 1.70		23/06/02 17:29:53	2,254,817 237,891,385.26
NORDEA BANK ABP FI4000297767	110.70	2.07% 2.24		23/06/02 17:29:59	5,932,687 651,752,061.48
SAMHALLSBYGGNADSBOLAGET I... SE0009554454	5.275	53.30% 1.83		23/06/02 17:29:52	260,507,541 1,200,376,346.96
SANDVIK AB SE0000667891	203.30	4.71% 9.15		23/06/02 17:29:57	2,713,284 547,673,744.51
SINCH AB SE0016101844	23.955	5.62% 1.27		23/06/02 17:29:48	8,996,343 213,620,813.41
SKANDINAVISKA ENSKILDA BA... SE0000148884	118.35	2.07% 2.40		23/06/02 17:29:58	3,248,396 382,522,702.09
SKF AB SER. B SE0000108227	179.65	4.72% 8.10		23/06/02 17:29:55	1,848,367 328,900,244.05
SVENSKA CELLULOSA AB SCA ... SE0000112724	149.55	2.68% 3.90		23/06/02 17:29:42	1,208,101 180,006,082.44
SVENSKA HANDELSBANKEN AB ... SE0007100599	89.90	2.21% 1.94		23/06/02 17:29:39	6,705,448 598,754,916.31

SWEDBANK AB SER A SE0000242455	174.20	2.44% 4.15	■	23/06/02 17:29:31	2,734,657 472,863,045.21
TELE2 AB SER. B SE0005190238	94.92	-3.40% -3.34		23/06/02 17:29:48	5,408,038 518,384,236.83
TELEFONAKTIEBOLAGET LM ER... SE0000108656	56.52	0.12% 0.07		23/06/02 17:29:39	5,714,986 322,461,153.72
TELIA CO. AB SE0000667925	25.15	-0.32% -0.08		23/06/02 17:29:37	19,295,430 486,907,939.01
VOLVO AB SER. B SE0000115446	207.85	2.46% 5.00	■	23/06/02 17:29:37	3,407,683 704,689,332.55