

OMX STOCKHOLM 30 INDEX

ISIN: SE0000337842 WKN: -

Overview

2023/03/23 09:44:34

Price

2,129.1658

SEK

Difference  -0.82% (-17.66)

General attributes

ISIN SE0000337842

Symbol -

Country Sweden

Instruments in index 30

Type of index -

Security type Index

Market data

Open 2,133.5354 SEK

High 2,133.5354 SEK

Low 2,124.7573 SEK





Close (prev. day) 2,146.8260 SEK

Trading volume (m) -

Volume (pcs) -



Top 5

Name 	Price	+ - (%)	Trend 
SAMHALLSBY...	13.345	+0.83	
SINCH AB	27.96	+0.52	
EVOLUTION ...	1,305.60	+0.43	
BOLIDEN AB	398.40	+0.40	
ATLAS COPC...	124.84	+0.39	

Intraday 1W 1M 6m 1Y 3Y

Flop 5

Name 	Price	+ - (%)	Trend 
SVENSKA HA...	89.26	-8.75	
AUTOLIV IN...	911.20	-1.81	
ASSA ABLOY...	243.10	-1.78	
NORDEA BAN...	10.532	-1.69	
TELEFONAKT...	55.52	-1.53	

Recent research

on market			
Date		Headline	Download
2023/03/16		Global Equity Ratings	
2023/03/10		Global Equity Ratings	
2023/02/27		Global Equity Ratings	
2023/02/07		Global Equity Ratings	
2023/01/30		Global Equity Ratings	

Intraday 1W 1M 6m 1Y 3Y

Futures and Options

Related Futures 18

Related Options -

Details

2023/03/23 09:44:34

Price

2,129.1658

SEK

Difference ▼ -0.82% (-17.66)

General attributes

ISIN SE0000337842

Symbol -

Country Sweden

Security type Index

Instruments in index 30

Market data

Open 2,133.5354 SEK

High 2,133.5354 SEK

Low 2,124.7573 SEK

Close (prev. day) 2,146.8260 SEK

Trading volume (m) -

Volume (pcs) -

Performance and Risk

	6m	1Y	3Y
Perf (%)	+16.81%	-1.65%	+58.37%
Perf (abs.)	+308.92	-35.95	+791.28
Beta	-	-	-
Volatility	19.47	20.31	20.96



5Y

Information about previous performance does not guarantee future performance.

Source: FactSet

Price data

Ø price 5 days Ø volume 5 days (pcs.)	2,124.8386 SEK (0)
Ø price 30 days Ø volume 30 days (pcs.)	2,206.0702 SEK (0)
Ø price 100 days Ø volume 100 days (pcs.)	2,148.8626 SEK (0)
Ø price 250 days Ø volume 250 days (pcs.)	2,041.6991 SEK (0)
YTD High date	2,295.2994 SEK (2023/02/03)
YTD Low date	2,050.4347 SEK (2023/03/20)
52 Weeks High date	2,295.2994 SEK (2023/02/03)
52 Weeks Low date	1,781.8681 SEK (2022/09/29)

Composition

Name  ISIN	Price	Diff %  Diff +/-	Performance 	Date Time	Turnover Pc.  Turnover Money 
ABB LTD CH0012221716	342.60	-1.41% -4.90		23/03/23 09:43:39	66,313 22,764,716.50
ALFA LAVAL AB SE0000695876	347.70	-0.66% -2.30		23/03/23 09:44:11	44,461 15,435,401.00
ASSA ABLOY AB SER. B SE0007100581	243.10	-1.78% -4.40		23/03/23 09:44:20	218,023 52,924,812.80
ASTRAZENECA PLC GB0009895292	1,386.50	-0.40% -5.50		23/03/23 09:41:19	25,572 35,278,175.50
ATLAS COPCO AB SER. A SE0017486889	124.84	0.39% 0.48		23/03/23 09:44:17	404,672 50,421,613.84
ATLAS COPCO AB SER. B SE0017486897	111.28	0.09% 0.10		23/03/23 09:44:13	192,847 21,419,595.61
AUTOLIV INC. SDB SE0000382335	911.20	-1.81% -16.80		23/03/23 09:44:04	15,148 13,797,397.70
BOLIDEN AB SE0017768716	398.40	0.40% 1.60		23/03/23 09:44:06	63,588 25,364,981.87
ELECTROLUX AB SER. B SE0016589188	118.62	-0.87% -1.04		23/03/23 09:44:02	113,795 13,513,525.20
ESSITY AB SER'B'NPV SE0009922164	293.10	0.03% 0.10		23/03/23 09:44:23	99,453 29,117,036.60
EVOLUTION AB SE0012673267	1,305.60	0.43% 5.60		23/03/23 09:43:48	52,136 67,917,604.50
GETINGE AB SER. B SE0000202624	235.90	-0.13% -0.30		23/03/23 09:44:18	64,308 15,055,660.20
HENNES & MAURITZ AB 'B' SE0000106270	124.62	-0.19% -0.24		23/03/23 09:42:44	197,102 24,422,822.66
HEXAGON AB SER. B SE0015961909	112.50	-0.88% -1.00		23/03/23 09:43:49	196,229 22,074,212.45
INVESTOR AB SER. B SE0015811963	197.32	-0.71% -1.42		23/03/23 09:44:30	181,433 35,894,724.80
KINNEVIK AB CLASS 'B' SE0015810247	145.75	0.00% 0.00		23/03/23 09:44:19	80,759 11,741,467.30
NIBE INDUSTRIER AB SER. B SE0015988019	106.75	-1.16% -1.25		23/03/23 09:43:35	113,542 12,157,273.15
NORDEA BANK ABP FI4000297767	117.18	-1.69% -2.02		23/03/23 09:44:30	1,209,200 141,887,524.29
SAMHALLSBYGGNADSBOLAGET I... SE0009554454	13.345	0.83% 0.11		23/03/23 09:43:46	3,811,719 50,785,044.78
SANDVIK AB SE0000667891	205.30	-0.82% -1.70		23/03/23 09:44:11	141,491 29,083,503.10
SINCH AB SE0016101844	27.96	0.52% 0.14		23/03/23 09:44:24	1,009,145 28,255,181.27
SKANDINAVISKA ENSKILDA BA... SE0000148884	113.80	-1.34% -1.55		23/03/23 09:44:30	524,549 59,693,272.23
SKF AB SER. B SE0000108227	198.50	0.15% 0.30		23/03/23 09:42:33	71,859 14,188,647.23
SVENSKA CELLULOSA AB SCA ... SE0000112724	134.60	-0.04% -0.05		23/03/23 09:44:26	124,676 16,796,638.94
SVENSKA HANDELSBANKEN AB ... SE0007100599	89.28	-8.73% -8.54		23/03/23 09:44:34	2,441,901 217,891,898.37

SWEDBANK AB SER A SE0000242455	180.15	-0.72% -1.30		23/03/23 09:44:30	373,741 67,226,536.25
TELE2 AB SER. B SE0005190238	97.64	-0.55% -0.54		23/03/23 09:43:30	101,230 9,909,190.02
TELEFONAKTIEBOLAGET LM ER... SE0000108656	55.52	-1.53% -0.86		23/03/23 09:44:29	978,671 54,672,365.80
TELIA CO. AB SE0000667925	26.45	-0.45% -0.12		23/03/23 09:44:23	661,633 17,562,832.75
VOLVO AB SER. B SE0000115446	202.00	-0.93% -1.90		23/03/23 09:44:31	328,693 66,418,872.70