



OMX STOCKHOLM 30 INDEX

ISIN: **SE0000337842** WKN: -

Overview

2022/09/30 17:35:00

Price

1,828.9766

SEK

Difference ▲ 1.93% (34.59)

General attributes

ISIN	SE0000337842
Symbol	-
Country	Sweden
Instruments in index	30
Type of index	-
Security type	Index

Market data

Open	1,805.6158 SEK
High	1,833.3281 SEK
Low	1,796.8308 SEK
Close (prev. day)	1,794.3899 SEK
Trading volume (m)	-
Volume (pcs)	-

Top 5

Name	Price	+ - (%)	Trend
SAMHALLSBY...	12.165	+10.94	▲
SINCH AB	15.056	+7.04	▲
HEXAGON AB...	104.70	+3.92	▲
HENNES & M...	103.46	+3.80	▲
SANDVIK AB	152.55	+3.56	▲

Intraday 1W 1M 6m 1Y 3Y

Flop 5

Name	Price	+ - (%)	Trend
TELIA CO. ...	32.03	-1.08	▼

Intraday 1W 1M 6m 1Y 3Y

Futures and Options

Related Futures	25
Related Options	-

5Y



Information about previous performance does not guarantee future performance.

Source: FactSet

Recent research

on market

Date	Headline	Download
2022/09/26	Global Equity Ratings	Download
2022/09/22	Baltics Outlook Slowdown is the order of the day	Download
2022/09/01	Global Equity Ratings	Download
2022/08/25	Global Equity Ratings	Download
2022/08/18	Global Equity Ratings	Download

Details

2022/09/30 17:35:00

Price

1,828.9766

SEK

Difference



1.93% (34.59)

General attributes

ISIN SE0000337842

Symbol -

Country Sweden

Security type Index

Instruments in index 30

Market data

Open 1,805.6158 SEK

High 1,833.3281 SEK

Low 1,796.8308 SEK

Close (prev. day) 1,794.3899 SEK

Trading volume (m) -

Volume (pcs) -

Performance and Risk

	6m	1Y	3Y
Perf (%)	-14.14%	-19.04%	+11.00%
Perf (abs.)	-301.32	-430.20	+181.31
Beta	-	-	-
Volatility	21.20	21.13	22.24

































Information about previous performance does not guarantee future performance.
Source: FactSet

Price data

Ø price 5 days Ø volume 5 days (pcs.)	1,820.6575 SEK (0)
Ø price 30 days Ø volume 30 days (pcs.)	1,901.6044 SEK (0)
Ø price 100 days Ø volume 100 days (pcs.)	1,955.6897 SEK (0)
Ø price 250 days Ø volume 250 days (pcs.)	2,122.2221 SEK (0)
YTD High date	2,466.9336 SEK (2022/01/04)
YTD Low date	1,781.8681 SEK (2022/09/29)
52 Weeks High date	2,466.9336 SEK (2022/01/04)
52 Weeks Low date	1,781.8681 SEK (2022/09/29)

Composition

Name  ISIN	Price	Diff %  Diff +/-	Performance 	Date Time	Turnover Pc.  Turnover Money 
ABB LTD CH0012221716	293.30	1.35% 3.90		22/09/30 17:29:55	3,466,072 1,009,337,334.85
ALFA LAVAL AB SE0000695876	278.40	2.88% 7.80		22/09/30 17:29:58	1,078,990 296,887,796.20
ASSA ABLOY AB SER. B SE0007100581	209.70	1.80% 3.70		22/09/30 17:29:40	2,437,647 509,543,707.90
ASTRAZENECA PLC GB0009895292	1,237.50	0.98% 12.00		22/09/30 17:29:56	426,945 529,958,747.25
ATLAS COPCO AB SER. A SE0017486889	104.80	2.52% 2.58		22/09/30 17:29:57	6,424,316 665,313,406.79
ATLAS COPCO AB SER. B SE0017486897	93.26	1.82% 1.67		22/09/30 17:29:46	3,199,763 294,237,629.21
AUTOLIV INC. SDB SE0000382335	760.20	0.40% 3.00		22/09/30 17:29:54	180,505 136,265,310.70
BOLIDEN AB SE0017768716	346.55	1.63% 5.55		22/09/30 17:29:55	1,101,163 378,639,206.56
ELECTROLUX AB SER. B SE0016589188	116.22	1.31% 1.50		22/09/30 17:29:42	1,772,618 205,300,381.78
ESSITY AB SER'B'NPV SE0009922164	220.80	0.82% 1.80		22/09/30 17:29:50	1,550,338 341,717,376.00
EVOLUTION AB SE0012673267	886.80	1.12% 9.80		22/09/30 17:29:40	790,409 694,461,174.00
GETINGE AB SER. B SE0000202624	191.70	2.90% 5.40		22/09/30 17:29:54	905,280 172,162,457.82
HENNES & MAURITZ AB 'B' SE0000106270	103.46	3.80% 3.79		22/09/30 17:29:55	6,597,260 676,167,413.19
HEXAGON AB SER. B SE0015961909	104.70	3.92% 3.95		22/09/30 17:29:35	3,443,282 356,385,341.54
INVESTOR AB SER. B SE0015811963	163.58	2.89% 4.60		22/09/30 17:29:35	4,029,243 652,922,358.81
KINNEVIK AB CLASS 'B' SE0015810247	147.60	2.71% 3.90		22/09/30 17:29:47	1,254,723 181,533,730.40
NORDEA BANK ABP FI4000297767	95.67	0.86% 0.82		22/09/30 17:29:57	5,929,856 567,352,049.72
SAMHALLSBYGGNADSBOLAGET I... SE0009554454	12.165	10.94% 1.20		22/09/30 17:29:37	32,809,958 380,172,071.93
SANDVIK AB SE0000667891	152.55	3.56% 5.25		22/09/30 17:29:53	2,785,203 420,773,846.13
SINCH AB SE0016101844	15.056	7.04% 0.99		22/09/30 17:29:32	59,146,193 907,648,861.69
SKANDINAVISKA ENSKILDA BA... SE0000148884	106.80	2.40% 2.50		22/09/30 17:30:00	3,704,538 393,819,337.59
SKF AB SER. B SE0000108227	150.25	1.83% 2.70		22/09/30 17:29:35	2,163,855 322,516,139.60
SVENSKA CELLULOSA AB SCA ... SE0000112724	142.00	2.60% 3.60		22/09/30 17:29:44	2,160,531 305,041,711.60
SVENSKA HANDELSBANKEN AB ... SE0007100599	91.62	2.09% 1.88		22/09/30 17:29:40	4,919,577 449,284,628.25
SWEDBANK AB SER A SE0000242455	146.85	1.17% 1.70		22/09/30 17:29:57	2,618,919 384,732,051.28

SWEDISH MATCH AB SE0015812219	110.00	0.00% 0.00		22/09/30 17:29:50	4,105,292 451,979,861.21
TELE2 AB SER. B SE0005190238	96.00	1.24% 1.18	■	22/09/30 17:29:56	3,489,158 335,365,186.79
TELEFONAKTIEBOLAGET LM ER... SE0000108656	65.49	0.82% 0.53	■	22/09/30 17:29:41	7,891,599 514,780,394.28
TELIA CO. AB SE0000667925	32.03	-1.08% -0.35		22/09/30 17:29:45	15,845,653 509,294,697.28
VOLVO AB SER. B SE0000115446	158.08	1.80% 2.80	■	22/09/30 17:29:49	4,290,454 674,785,749.37