

AERSALE CORPORATION COM USD0.0001

ISIN: US00810F1066 WKN: 00810F106

Overview

2024/07/19 22:00:00

Price
7.10 USDDifference  -1.11% (-0.08)

General attributes

ISIN	US00810F1066
Symbol	ASLE
Exchange	Nasdaq
Currency	USD
Sector	-
Security type	Stock
Market cap (m)	345 EUR
Benchmark	S&P 500

Market data

Bid (Bid size)	6.75 USD (100)
Ask (Ask size)	7.38 USD (100)
Open	7.19 USD
High	7.19 USD
Low	6.97 USD
Close (prev. day)	7.18 USD
VWAP	7.086936 USD
Volume (pcs)	229,254
Trading volume	1,623,799.60
Number of trades	3,524
Last size	-

Futures and Options






Related Futures	-
Related Options	-

5Y



Information about previous performance does not guarantee future performance.
Source: FactSet

Recent research

on market		
Date	Headline	Download
2024/07/12	 Global Equity Ratings	
2024/07/08	 Akciové trhy - denní zpráva	
2024/07/03	 Global Strategy 3Q 2024	
2024/06/21	 Global Equity Ratings	
2024/05/29	 Global Equity Ratings	

Details

2024/07/19 22:00:00

Price
7.10 USDDifference ▼ -1.11% (-0.08)

General attributes

ISIN	US00810F1066
Symbol	ASLE
Exchange	Nasdaq
Currency	USD
Sector	-
Security type	Stock
Market cap (m)	345 EUR
Benchmark	S&P 500

Market data

Bid (Bid size)	6.75 USD (100)
Ask (Ask size)	7.38 USD (100)
Open	7.19 USD
High	7.19 USD
Low	6.97 USD
Close (prev. day)	7.18 USD
VWAP	7.086936 USD
Volume (pcs)	229,254
Trading volume	1,623,799.60
Number of trades	3,524
Last size	-

Performance and Risk

	6m	1Y	3Y
Perf (%)	-31.40%	-53.35%	-38.95%
Perf (abs.)	-3.25	-8.12	-4.53
Beta	1.09	1.42	1.09
Volatility	62.11	63.08	52.98

5Y



Information about previous performance does not guarantee future performance.
Source: FactSet

Price data

Ø price 5 days Ø volume 5 days (pcs.)	7.04 USD (349,277)
Ø price 30 days Ø volume 30 days (pcs.)	6.75 USD (294,909)
Ø price 100 days Ø volume 100 days (pcs.)	7.27 USD (455,806)
Ø price 250 days Ø volume 250 days (pcs.)	10.90 USD (501,838)
YTD High date	12.90 USD (2024/01/02)
YTD Low date	6.26 USD (2024/04/25)
52 Weeks High date	16.69 USD (2023/12/07)
52 Weeks Low date	6.26 USD (2024/04/25)

Arbitrage views

Exchange	Date	Time	Price	Trading volume (mio.)	Number of trades
Nasdaq	2024/07/19	22:00	7.10 USD	1.62	3,524

Company profile

Company Logo



Company Profile

-

Contact Details

AERSALE CORPORATION

--

Telefon: -

Fax: -

E-mail: -