

## NOVO INTEGRATED SCIENCES INC COM USD0.001(POST SPLIT)

ISIN: **US67011T3005** WKN: **67011T300**

## Overview

2024/08/16 22:00:00

Price  
0.376 USDDifference  -25.65% (-0.13)

## General attributes

ISIN	US67011T3005
Symbol	NVOS
Exchange	Nasdaq
Currency	USD
Sector	-
Security type	Stock
Market cap (m)	7 EUR
Benchmark	S&P 500

## Market data

Bid (Bid size)	0.36 USD (100)
Ask (Ask size)	0.37 USD (100)
Open	0.30 USD
High	0.42 USD
Low	0.2951 USD
Close (prev. day)	0.5057 USD
VWAP	0.354094 USD
Volume (pcs)	3,983,428
Trading volume	1,410,540.94
Number of trades	6,382
Last size	-

## Futures and Options








Related Futures	-
Related Options	-

5Y



Information about previous performance does not guarantee future performance.  
Source: FactSet

## Recent research

on market			
Date		Headline	Download
2024/08/12		Global Equity Ratings	
2024/07/24		Global Equity Ratings	
2024/07/12		Global Equity Ratings	
2024/07/03		Global Strategy 3Q 2024	
2024/06/21		Global Equity Ratings	

## Details

2024/08/16 22:00:00

Price

0.376 USD

Difference ▼ -25.65% (-0.13)

## General attributes

ISIN	US67011T3005
Symbol	NVOS
Exchange	Nasdaq
Currency	USD
Sector	-
Security type	Stock
Market cap (m)	7 EUR
Benchmark	S&P 500

## Market data

Bid (Bid size)	0.36 USD (100)
Ask (Ask size)	0.37 USD (100)
Open	0.30 USD
High	0.42 USD
Low	0.2951 USD
Close (prev. day)	0.5057 USD
VWAP	0.354094 USD
Volume (pcs)	3,983,428
Trading volume	1,410,540.94
Number of trades	6,382
Last size	-

## Performance and Risk

	6m	1Y	3Y
Perf (%)	-48.14%	-79.24%	-97.83%
Perf (abs.)	-0.35	-1.44	-16.92
Beta	1.97	1.09	1.00
Volatility	186.58	204.49	158.09

5Y



Information about previous performance does not guarantee future performance.  
Source: FactSet

## Price data

Ø price 5 days   Ø volume 5 days (pcs.)	0.482 USD (993,406)
Ø price 30 days   Ø volume 30 days (pcs.)	0.581 USD (1,484,589)
Ø price 100 days   Ø volume 100 days (pcs.)	0.622 USD (4,829,045)
Ø price 250 days   Ø volume 250 days (pcs.)	1.218 USD (3,597,234)
YTD High   date	1.410 USD (2024/05/31)
YTD Low   date	0.295 USD (2024/08/16)
52 Weeks High   date	5.384 USD (2023/09/13)
52 Weeks Low   date	0.295 USD (2024/08/16)

## All listings for NOVO INTEGRATED SCIENCES INC COM USD0.001(POST SPLIT)

Exchange	Date	Time	Price	Trading volume (mio.)	Number of trades
Nasdaq	2024/08/16	22:00	0.376 USD	1.41	6,382

## Company profile

### Company Logo

### Company Profile

#### Contact Details

NOVO INTEGRATED SCIENCES INC

--

----

Telefon: -

Fax: -

E-mail: -