

ROMANIA BET-FI

ISIN: ROXBSEI00021 WKN: -

Overview

2024/07/17 13:30:13

Price

60,443.00 RONDifference ▲ 0.24% (142.95)

General attributes

ISIN ROXBSEI00021

Symbol -

Country -

Instruments in index 6

Type of index -

Security type Index

Market data

Open 60,300.05 RON

High 60,978.35 RON

Low 59,982.58 RON

Close (prev. day) 60,300.05 RON

Trading volume (m) -

Volume (pcs) -

Top 5

| Name | Price | + - (%) | Trend |
|---------------|-------|---------|--------------------------------------|
| EVERGENT I... | 1.495 | +2.05 | ▲ |
| FONDUL PRO... | 0.401 | +0.25 | ▬ |

Intraday 1W 1M 6m 1Y 3Y

Flop 5

| Name | Price | + - (%) | Trend |
|---------------|-------|---------|------------------------------------|
| INFINITY C... | 2.07 | -1.43 | ▼ |

Intraday 1W 1M 6m 1Y 3Y

Futures and Options

Related Futures -

Related Options -

5Y



Information about previous performance does not guarantee future performance.

Source: FactSet

Details

2024/07/17 13:30:13

Price

60,443.00 RONDifference  0.24% (142.95)

General attributes

ISIN ROXBSEI00021

Symbol -

Country -

Security type Index

Instruments in index 6

Market data

Open 60,300.05 RON

High 60,978.35 RON

Low 59,982.58 RON

Close (prev. day) 60,300.05 RON

Trading volume (m) -

Volume (pcs) -

Performance and Risk

| | 6m | 1Y | 3Y |
|-------------|---------|------------|-----------|
| Perf (%) | +0.88% | +22.35% | +14.00% |
| Perf (abs.) | +524.93 | +11,015.80 | +7,404.04 |
| Beta | - | - | - |
| Volatility | 10.85 | 11.97 | 12.98 |











Information about previous performance does not guarantee future performance.

Source: FactSet

Price data

| | |
|---|----------------------------|
| Ø price 5 days Ø volume 5 days (pcs.) | 59,686.81 RON (0) |
| Ø price 30 days Ø volume 30 days (pcs.) | 58,935.51 RON (0) |
| Ø price 100 days Ø volume 100 days (pcs.) | 59,271.51 RON (0) |
| Ø price 250 days Ø volume 250 days (pcs.) | 56,522.86 RON (0) |
| YTD High date | 61,452.62 RON (2024/04/11) |
| YTD Low date | 55,951.21 RON (2024/03/06) |
| 52 Weeks High date | 61,452.62 RON (2024/04/11) |
| 52 Weeks Low date | 48,189.04 RON (2023/07/25) |

Composition

| Name  ISIN | Price | Diff %  Diff +/- | Performance  | Date Time | Turnover Pc.  Turnover Money  |
|--|-------|--|--|----------------------|--|
| EVERGENT INVESTMENTS S.A ... ROSIFBACNOR0 | 1.495 | 2.05% 0.03 |  | 24/07/17 13:09:34 | 230,703 345,202.16 |
| FONDUL PROPRIETATEA RON0.... ROFPTAACNOR5 | 0.401 | 0.25% 0.00 |  | 24/07/17 13:33:44 | 7,725,570 3,101,651.85 |
| INFINITY CAPITAL INVESTME... ROSIFEACNOR4 | 2.07 | -1.43% -0.03 |  | 24/07/17 13:09:37 | 22,516 46,630.83 |
| LION CAPITAL S.A RON0.1 ROSIFAACNOR2 | 2.78 | 0.00% 0.00 | | 24/07/17 13:17:05 | 47,383 131,689.71 |
| MUNTENIA SIF RON0.1 ROSIFDACNOR6 | 1.59 | 0.00% 0.00 | | 24/07/17 13:09:53 | 4,919 7,767.09 |
| TRANSILVANIA INVESTMENTS ... ROSIFCACNOR8 | 0.37 | 0.00% 0.00 | | 24/07/17 13:10:03 | 237,456 88,332.15 |