

## ROMANIA BET-FI

ISIN: ROXBSEI00021

WKN: -

## Overview

2024/07/16 16:50:20

Price

60,300.05 RON

Difference ▲ 0.85% (508.35)

## General attributes

ISIN ROXBSEI00021

Symbol -

Country -

Instruments in index 6

Type of index -

Security type Index

## Market data

Open 59,708.85 RON

High 60,872.60 RON

Low 59,708.85 RON

Close (prev. day) 59,791.70 RON

Trading volume (m) -

Volume (pcs) -

## Top 5

Name <span>↕</span>	Price	+ - (%) <span>↕</span>	Trend <span>↕</span>
EVERGENT I...	1.465	+2.09 <span style="color: green;">▲</span>	<span style="color: green;">▲</span>
MUNTENIA S...	1.59	+1.92 <span style="color: green;">▲</span>	<span style="color: green;">▲</span>
FONDUL PRO...	0.40	+0.50 <span style="color: grey;">→</span>	<span style="color: grey;">→</span>
TRANSILVAN...	0.37	+0.27 <span style="color: grey;">→</span>	<span style="color: grey;">→</span>

Intraday **1W** 1M 6m 1Y 3Y

## Flop 5

Name <span>↕</span>	Price	+ - (%) <span>↕</span>	Trend <span>↕</span>
TRANSILVAN...	0.37	+0.27 <span style="color: grey;">→</span>	<span style="color: grey;">→</span>
FONDUL PRO...	0.40	+0.50 <span style="color: grey;">→</span>	<span style="color: grey;">→</span>
MUNTENIA S...	1.59	+1.92 <span style="color: green;">▲</span>	<span style="color: green;">▲</span>

Intraday **1W** 1M 6m 1Y 3Y

## Futures and Options

Related Futures -

Related Options -

5Y



Information about previous performance does not guarantee future performance.

Source: FactSet

## Details

2024/07/16 16:50:20

Price

**60,300.05** RONDifference ▲ 0.85% (508.35)

### General attributes

ISIN ROXBSEI00021

Symbol -

Country -

Security type Index

Instruments in index 6

### Market data

Open 59,708.85 RON

High 60,872.60 RON

Low 59,708.85 RON

Close (prev. day) 59,791.70 RON

Trading volume (m) -

Volume (pcs) -

### Performance and Risk

	6m	1Y	3Y
Perf (%)	+0.88%	+22.35%	+14.00%
Perf (abs.)	+524.93	+11,015.80	+7,404.04
Beta	-	-	-
Volatility	10.85	11.97	12.98






Information about previous performance does not guarantee future performance.  
Source: FactSet

### Price data

Ø price 5 days   Ø volume 5 days (pcs.)	59,686.81 RON (0)
Ø price 30 days   Ø volume 30 days (pcs.)	58,935.51 RON (0)
Ø price 100 days   Ø volume 100 days (pcs.)	59,271.51 RON (0)
Ø price 250 days   Ø volume 250 days (pcs.)	56,522.86 RON (0)
YTD High   date	61,452.62 RON (2024/04/11)
YTD Low   date	55,951.21 RON (2024/03/06)
52 Weeks High   date	61,452.62 RON (2024/04/11)
52 Weeks Low   date	48,189.04 RON (2023/07/25)

## Composition

Name  ISIN	Price	Diff %  Diff +/-	Performance 	Date Time	Turnover Pc.  Turnover Money 
EVERGENT INVESTMENTS S.A ... ROSIFBACNOR0	1.465	2.09% 0.03		24/07/16 16:41:04	313,509 452,471.78
FONDUL PROPRIETATEA RON0.... ROFPTAACNOR5	0.40	0.50% 0.00		24/07/16 16:56:20	18,909,903 7,564,099.51
INFINITY CAPITAL INVESTME... ROSIFEACNOR4	2.10	0.00% 0.00		24/07/16 16:50:17	92,447 194,864.37
LION CAPITAL S.A RON0.1 ROSIFAACNOR2	2.78	0.00% 0.00		24/07/16 16:54:25	42,684 119,265.01
MUNTENIA SIF RON0.1 ROSIFDACNOR6	1.59	1.92% 0.03		24/07/16 15:40:30	24,020 38,621.85
TRANSILVANIA INVESTMENTS ... ROSIFCACNOR8	0.37	0.27% 0.00		24/07/16 16:13:59	817,077 302,233.44