

## ROMANIA BET-FI

ISIN: ROXBSEI00021

WKN: -

## Overview

2024/05/02 16:50:32

Price

**60,122.56** RONDifference ▼ -0.35% (-208.72)

## General attributes

ISIN ROXBSEI00021

Symbol -

Country -

Instruments in index 6

Type of index -

Security type Index

## Market data

Open 60,269.14 RON

High 60,600.02 RON

Low 59,966.83 RON

Close (prev. day) 60,331.28 RON

Trading volume (m) -

Volume (pcs) -

## Top 5

| Name          | Price  | + - (%) | Trend |
|---------------|--------|---------|-------|
| TRANSILVAN... | 0.327  | +0.93   | ↔     |
| FONDUL PRO... | 0.5195 | +0.48   | ↔     |
| EVERGENT I... | 1.305  | +0.38   | ↔     |

Intraday 1W 1M 6m 1Y 3Y

## Flop 5

| Name          | Price | + - (%) | Trend |
|---------------|-------|---------|-------|
| LION CAPIT... | 2.82  | -1.74   | ↘     |
| MUNTENIA S... | 1.48  | -1.66   | ↘     |

Intraday 1W 1M 6m 1Y 3Y

## Futures and Options

Related Futures -

Related Options -

5Y



Information about previous performance does not guarantee future performance.

Source: FactSet

## Details

2024/05/02 16:50:32

Price

**60,122.56** RONDifference ▼ -0.35% (-208.72)

### General attributes

ISIN ROXBSEI00021

Symbol -

Country -

Security type Index

Instruments in index 6

### Market data

Open 60,269.14 RON

High 60,600.02 RON

Low 59,966.83 RON

Close (prev. day) 60,331.28 RON

Trading volume (m) -

Volume (pcs) -

### Performance and Risk

|             | 6m        | 1Y        | 3Y         |
|-------------|-----------|-----------|------------|
| Perf (%)    | +6.44%    | +17.70%   | +24.04%    |
| Perf (abs.) | +3,640.10 | +9,042.95 | +11,653.65 |
| Beta        | -         | -         | -          |
| Volatility  | 10.96     | 11.91     | 13.10      |








Information about previous performance does not guarantee future performance.

Source: FactSet

### Price data

|   |                            |
|---|----------------------------|
| Ø price 5 days   Ø volume 5 days (pcs.)     | 60,218.16 RON (0)          |
| Ø price 30 days   Ø volume 30 days (pcs.)   | 60,354.47 RON (0)          |
| Ø price 100 days   Ø volume 100 days (pcs.) | 58,899.20 RON (0)          |
| Ø price 250 days   Ø volume 250 days (pcs.) | 54,691.11 RON (0)          |
| YTD High   date                             | 61,452.62 RON (2024/04/11) |
| YTD Low   date                              | 55,951.21 RON (2024/03/06) |
| 52 Weeks High   date                        | 61,452.62 RON (2024/04/11) |
| 52 Weeks Low   date                         | 48,177.75 RON (2023/06/26) |

## Composition

| Name <br>ISIN | Price  | Diff % <br>Diff +/- | Performance  | Date<br>Time         | Turnover Pc. <br>Turnover Money  |
|--|--------|--|---|----------------------|--|
| EVERGENT INVESTMENTS S.A ...<br>ROSIFBACNOR0   | 1.305  | 0.38%<br>0.01  |                | 24/05/02<br>16:50:28 | 234,158<br>304,650.26  |
| FONDUL PROPRIETATEA RON0....<br>ROFPTAACNOR5   | 0.5195 | 0.48%<br>0.00  |                | 24/05/02<br>16:59:52 | 4,386,646<br>2,286,611.84  |
| INFINITY CAPITAL INVESTME...<br>ROSIFEACNOR4   | 1.87   | 0.00%<br>0.00  |                | 24/05/02<br>16:50:31 | 32,369<br>60,368.31  |
| LION CAPITAL S.A RON0.1<br>ROSIFAACNOR2  | 2.82   | -1.74%<br>-0.05  |                | 24/05/02<br>16:11:30 | 10,368<br>29,274.04  |
| MUNTENIA SIF RON0.1<br>ROSIFDACNOR6  | 1.48   | -1.66%<br>-0.03  |                | 24/05/02<br>16:21:52 | 7,516<br>11,143.38   |
| TRANSILVANIA INVESTMENTS ...<br>ROSIFCACNOR8   | 0.327  | 0.93%<br>0.00  |                | 24/05/02<br>16:27:30 | 587,374<br>191,723.35  |