

## ROMANIA BET-FI

ISIN: ROXBSEI00021

WKN: -

## Overview

2024/04/26 16:50:08

Price

60,314.98 RON

Difference ▲ 0.44% (265.31)

## General attributes

ISIN ROXBSEI00021

Symbol -

Country -

Instruments in index 6

Type of index -

Security type Index

## Market data

Open 59,887.15 RON

High 60,511.68 RON

Low 59,762.22 RON

Close (prev. day) 60,049.67 RON

Trading volume (m) -

Volume (pcs) -

## Top 5

Name	Price	+ - (%)	Trend
LION CAPIT...	2.88	+2.13	<span style="color: green;">▲</span>
INFINITY C...	1.88	+1.62	<span style="color: green;">▲</span>
TRANSILVAN...	0.322	+0.94	<span style="color: grey;">→</span>
FONDUL PRO...	0.525	+0.57	<span style="color: grey;">→</span>

Intraday 1W 1M 6m 1Y 3Y

## Flop 5

Name	Price	+ - (%)	Trend
MUNTENIA S...	1.485	-1.33	<span style="color: red;">▼</span>
EVERGENT I...	1.28	-1.16	<span style="color: red;">▼</span>

Intraday 1W 1M 6m 1Y 3Y

## Futures and Options

Related Futures -

Related Options -

5Y



Information about previous performance does not guarantee future performance.

Source: FactSet

## Details

2024/04/26 16:50:08

Price

**60,314.98** RONDifference ▲ 0.44% (265.31)

## General attributes

ISIN ROXBSEI00021

Symbol -

Country -

Security type Index

Instruments in index 6

## Market data

Open 59,887.15 RON

High 60,511.68 RON

Low 59,762.22 RON

Close (prev. day) 60,049.67 RON

Trading volume (m) -

Volume (pcs) -

## Performance and Risk

	6m	1Y	3Y
Perf (%)	+9.04%	+18.39%	+26.09%
Perf (abs.)	+4,999.61	+9,367.56	+12,481.81
Beta	-	-	-
Volatility	11.06	11.91	13.11














Information about previous performance does not guarantee future performance.

Source: FactSet

## Price data

Ø price 5 days   Ø volume 5 days (pcs.)	60,214.87 RON (0)
Ø price 30 days   Ø volume 30 days (pcs.)	60,290.23 RON (0)
Ø price 100 days   Ø volume 100 days (pcs.)	58,821.71 RON (0)
Ø price 250 days   Ø volume 250 days (pcs.)	54,579.95 RON (0)
YTD High   date	61,452.62 RON (2024/04/11)
YTD Low   date	55,951.21 RON (2024/03/06)
52 Weeks High   date	61,452.62 RON (2024/04/11)
52 Weeks Low   date	48,177.75 RON (2023/06/26)

## Composition

Name  ISIN	Price	Diff %  Diff +/-	Performance 	Date Time	Turnover Pc.  Turnover Money 
EVERGENT INVESTMENTS S.A ... ROSIFBACNOR0	1.28	-1.16% -0.02		24/04/26 16:50:07	41,229 52,934.97
FONDUL PROPRIETATEA RON0.... ROFPTAACNOR5	0.525	0.57% 0.00		24/04/26 16:55:36	2,327,044 1,221,647.44
INFINITY CAPITAL INVESTME... ROSIFEACNOR4	1.88	1.62% 0.03		24/04/26 16:50:08	90,409 168,024.36
LION CAPITAL S.A RON0.1 ROSIFAACNOR2	2.88	2.13% 0.06		24/04/26 15:31:19	2,579 7,372.62
MUNTENIA SIF RON0.1 ROSIFDACNOR6	1.485	-1.33% -0.02		24/04/26 16:44:23	2,094 3,123.81
TRANSILVANIA INVESTMENTS ... ROSIFCACNOR8	0.322	0.94% 0.00		24/04/26 16:56:28	561,155 179,595.24