

## ROMANIA BET

ISIN: ROXBSEI00005

WKN: -

## Overview

2024/09/18 16:50:33

Price

**17,479.72** RONDifference  -0.16% (-28.13)

## General attributes

ISIN ROXBSEI00005

Symbol -

Country -

Instruments in index 20

Type of index -

Security type Index

## Market data

Open 17,507.68 RON

High 17,562.85 RON









Low 17,465.63 RON

Close (prev. day) 17,507.85 RON

Trading volume (m) -

Volume (pcs) -

## Top 5

Name 	Price	+ - (%) 	Trend 
FONDUL PRO...	0.3948	+1.91	
MED LIFE S...	5.95	+1.88	
S.P.E.E.H....	122.60	+1.41	
DIGI COMMU...	69.40	+1.17	
BUCHAREST ...	49.45	+0.92	

Intraday 1W 1M 6m 1Y 3Y

## Flop 5

Name 	Price	+ - (%) 	Trend 
CONPET SA ...	75.20	-2.59	
ONE UNITED...	0.57	-1.89	
SOCIETATEA...	14.22	-1.66	
AQUILA PAR...	1.40	-1.41	
BANCA TRAN...	27.45	-1.26	

Intraday 1W 1M 6m 1Y 3Y

5Y



Information about previous performance does not guarantee future performance.

Source: FactSet

**Futures and Options**

**Related Futures** -

**Related Options** -

## Details

2024/09/18 16:50:33

Price

**17,479.72** RONDifference  -0.16% (-28.13)

## General attributes

ISIN ROXBSEI00005

Symbol -

Country -

Security type Index

Instruments in index 20

## Market data

Open 17,507.68 RON

High 17,562.85 RON

Low 17,465.63 RON

Close (prev. day) 17,507.85 RON

Trading volume (m) -

Volume (pcs) -

## Performance and Risk

	6m	1Y	3Y
Perf (%)	+7.76%	+23.88%	+42.16%
Perf (abs.)	+1,261.31	+3,374.54	+5,192.08
Beta	-	-	-
Volatility	11.32	10.66	14.49



Information about previous performance does not guarantee future performance.

Source: FactSet

## Price data

Ø price 5 days   Ø volume 5 days (pcs.)	17,417.12 RON (0)
Ø price 30 days   Ø volume 30 days (pcs.)	17,945.49 RON (0)
Ø price 100 days   Ø volume 100 days (pcs.)	17,939.91 RON (0)
Ø price 250 days   Ø volume 250 days (pcs.)	16,414.61 RON (0)
YTD High   date	18,790.46 RON (2024/07/24)
YTD Low   date	15,100.59 RON (2024/01/25)
52 Weeks High   date	18,790.46 RON (2024/07/24)
52 Weeks Low   date	13,896.56 RON (2023/10/09)

## Composition

Name  ISIN	Price	Diff %  Diff +/-	Performance 	Date Time	Turnover Pc.  Turnover Money 
AQUILA PART PROD COM RON0... RO7066ZEA1R9	1.40	-1.41% -0.02		24/09/18 16:50:33	66,270 93,141.95
BANCA TRANSILVANIA SA ROTLVAACNOR1	27.45	-1.26% -0.35		24/09/18 16:55:29	173,371 4,799,020.95
BRD - GROUPE SOCIETE GENE... ROBRDBACNOR2	19.84	-0.80% -0.16		24/09/18 16:50:28	41,525 821,888.64
BUCHAREST STOCK EXCHANGE ... ROBVBAACNOR0	49.45	0.92% 0.45		24/09/18 16:38:36	6,391 314,378.70
CONPET SA RON3.3 ROCOTEACNOR7	75.20	-2.59% -2.00		24/09/18 16:50:28	5,376 406,796.80
DIGI COMMUNICATIONS N.V. ... NL0012294474	69.40	1.17% 0.80		24/09/18 16:50:26	8,160 562,119.00
FONDUL PROPRIETATEA RON0... ROFPTAACNOR5	0.3948	1.91% 0.01		24/09/18 16:57:32	10,576,474 4,156,167.34
MED LIFE S.A RON0.25 ROMEDLACNOR6	5.95	1.88% 0.11		24/09/18 16:43:57	39,743 236,848.86
OMV PETROM S.A. RON0.1 ROSNPPACNOR9	0.7265	-0.14% -0.00		24/09/18 16:56:48	7,155,936 5,211,245.10
ONE UNITED PROPERTIES RON... ROJ8YZPDHWW8	0.57	-1.89% -0.01		24/09/18 16:57:51	1,453,180 832,517.14
PURCARI WINERIES PUBLIC C... CY0107600716	14.70	-0.14% -0.02		24/09/18 16:52:13	5,662 83,383.50
S.N. NUCLEARELECTRICA S.A... ROSNNEACNOR8	41.60	0.73% 0.30		24/09/18 16:52:19	22,234 919,938.35
S.N.T.G.N. TRANSGAZ S.A R... ROTGNTACNOR8	23.05	-1.07% -0.25		24/09/18 16:34:50	4,708 108,088.85
S.P.E.E.H. HIDROELECTRICA... RO4Q0Z5RO1B6	122.60	1.41% 1.70		24/09/18 16:50:27	27,823 3,383,094.50
SOCIETATEA ENERGETICA ELE... ROELECACNOR5	14.22	-1.66% -0.24		24/09/18 16:58:27	14,466 207,263.16
SOCIETATEA NATL DE GAZE N... ROSNGNACNOR3	5.47	-0.55% -0.03		24/09/18 16:50:33	61,910 337,815.98
SPHERA FRANCHISE GROUP RO... ROSFGPACNOR4	39.20	-0.76% -0.30		24/09/18 16:55:18	15,491 607,296.80
TERAPLAST SA RON0.1 ROTRPLACNOR7	0.483	0.31% 0.00		24/09/18 16:37:09	292,819 141,095.59
TRANSELECTRICA SA RON10 ROTSELACNOR9	40.25	-0.25% -0.10		24/09/18 16:44:45	806 32,443.70
TRANSPORT TRADE SERVICES ... ROYCRRK66RD8	6.64	0.76% 0.05		24/09/18 16:50:30	99,816 659,732.55