

1895 BANCORP OF WISCONSIN INC COM USD0.01

ISIN: **US28253R1059** WKN: **28253R105**

Overview

2024/05/02 22:30:00

Price
7.0701 USDDifference  -1.67% (-0.12)

General attributes

ISIN	US28253R1059
Symbol	BCOW
Exchange	Nasdaq
Currency	USD
Sector	-
Security type	Stock
Market cap (m)	40 EUR
Benchmark	S&P 500

Market data

Bid (Bid size)	2.83 USD (200)
Ask (Ask size)	11.31 USD (200)
Open	7.0613 USD
High	7.0701 USD
Low	7.0613 USD
Close (prev. day)	7.19 USD
VWAP	7.069235 USD
Volume (pcs)	2,311
Trading volume	16,347.00
Number of trades	53
Last size	-

Futures and Options








Related Futures	-
Related Options	-

5Y



Information about previous performance does not guarantee future performance.
Source: FactSet

Recent research

on market			
Date		Headline	Download
2024/04/26		Global Equity Ratings	
2024/04/03		Global Equity Ratings	
2024/03/26		Global Strategy 2Q 2024	
2024/03/13		Global Equity Ratings	
2024/02/22		Global Equity Ratings	

Details

2024/05/02 22:30:00

Price
7.0701 USD

Difference ▼ -1.67% (-0.12)

General attributes

ISIN	US28253R1059
Symbol	BCOW
Exchange	Nasdaq
Currency	USD
Sector	-
Security type	Stock
Market cap (m)	40 EUR
Benchmark	S&P 500

Market data

Bid (Bid size)	2.83 USD (200)
Ask (Ask size)	11.31 USD (200)
Open	7.0613 USD
High	7.0701 USD
Low	7.0613 USD
Close (prev. day)	7.19 USD
VWAP	7.069235 USD
Volume (pcs)	2,311
Trading volume	16,347.00
Number of trades	53
Last size	-

Performance and Risk

	6m	1Y	3Y
Perf (%)	+17.84%	+5.21%	-
Perf (abs.)	+1.07	+0.35	-
Beta	0.26	0.25	0.13
Volatility	33.21	32.41	33.08

5Y



Information about previous performance does not guarantee future performance.
Source: FactSet

Price data

Ø price 5 days Ø volume 5 days (pcs.)	7.1700 USD (1,080)
Ø price 30 days Ø volume 30 days (pcs.)	6.9220 USD (3,622)
Ø price 100 days Ø volume 100 days (pcs.)	7.1996 USD (5,239)
Ø price 250 days Ø volume 250 days (pcs.)	7.0625 USD (5,433)
YTD High date	8.3038 USD (2024/01/19)
YTD Low date	6.6900 USD (2024/04/10)
52 Weeks High date	8.3038 USD (2024/01/19)
52 Weeks Low date	6.0000 USD (2023/11/02)

All listings for 1895 BANCORP OF WISCONSIN INC COM USD0.01

Exchange	Date	Time	Price	Trading volume (mio.)	Number of trades
Nasdaq	2024/05/02	22:30	7.0701 USD	0.02	53

Company profile

Company Logo



Company Profile

-

Contact Details

1895 BANCORP OF WISCONSIN INC

--

Telefon: -

Fax: -

E-mail: -