

WUXI APPTec CO. LTD. CLASS H

ISIN: CNE100003F19 WKN: -

Overview

2024/08/16 10:32:21

Price

3.86 EUR

Difference  1.58% (0.06)

General attributes

ISIN CNE100003F19

Symbol 2359

Exchange Stuttgart

Currency EUR

Sector Chemical / Pharmaceutical / Health

Security type Stock

Market cap (m) 14,414 EUR

Benchmark MSCI WORLD INDEX (STRD, UHD)

Market data

Bid (Bid size) - (0)

Ask (Ask size) - (0)

Open 3.92 EUR

High 3.92 EUR

Low 3.86 EUR

Close (prev. day) 3.80 EUR

VWAP -

Volume (pcs) 0

Trading volume 0.00

Number of trades 4

Last size 0

Futures and Options

Related Futures -

Related Options -

5Y













Information about previous performance does not guarantee future performance.

Source: FactSet

Recent research

on sector

Date		Headline	Download
2024/08/12		Global Equity Ratings	
2024/07/24		Global Equity Ratings	
2024/07/12		Global Equity Ratings	
2024/06/21		Global Equity Ratings	
2024/06/14		Global Equity Ratings	

Details

2024/08/16 10:32:21

Price

3.86 EUR

Difference ▲ 1.58% (0.06)

General attributes

ISIN	CNE100003F19
Symbol	2359
Exchange	Stuttgart
Currency	EUR
Sector	Chemical / Pharmaceutical / Health
Security type	Stock
Market cap (m)	14,414 EUR
Benchmark	MSCI WORLD INDEX (STRD, UHD)

Market data

Bid (Bid size)	- (0)
Ask (Ask size)	- (0)
Open	3.92 EUR
High	3.92 EUR
Low	3.86 EUR
Close (prev. day)	3.80 EUR
VWAP	-
Volume (pcs)	0
Trading volume	0.00
Number of trades	4
Last size	0

Performance and Risk

	6m	1Y	3Y
Perf (%)	-17.75%	-59.57%	-77.65%
Perf (abs.)	-0.82	-5.60	-13.20
Beta	0.59	0.52	0.48
Volatility	67.79	67.95	63.61

5Y



Information about previous performance does not guarantee future performance.
Source: FactSet

Price data

Ø price 5 days Ø volume 5 days (pcs.)	3.94 EUR (95)
Ø price 30 days Ø volume 30 days (pcs.)	3.59 EUR (252)
Ø price 100 days Ø volume 100 days (pcs.)	3.97 EUR (154)
Ø price 250 days Ø volume 250 days (pcs.)	6.93 EUR (153)
YTD High date	9.45 EUR (2024/01/19)
YTD Low date	3.22 EUR (2024/07/10)
52 Weeks High date	12.20 EUR (2023/10/30)
52 Weeks Low date	3.22 EUR (2024/07/10)

All listings for WUXI APPTec CO. LTD. CLASS H

Exchange ⊕	Date	Time	Price	Trading volume (mio.)	Number of trades
Tradegate	2024/08/16	22:02	3.92 EUR	0.00	1
Stuttgart	2024/08/16	10:32	3.86 EUR	0.00	4
Munich	2024/08/16	08:12	3.92 EUR	0.00	1
Hong Kong Stock Exchange	2024/08/16	10:08	33.55 HKD	-	-
Frankfurt	2024/08/16	09:59	3.88 EUR	0.00	3

	16					
FINRA other OTC Issues	2024/07/12	16:16	3.74 USD	0.00		1
Duesseldorf	2024/08/16	19:30	3.84 EUR	0.00		5
Berlin	2024/08/16	21:05	3.94 EUR	0.00		7

Company profile

Company Logo



Company Profile

-

Contact Details

WUXI APPTec

--

Telefon: -

Fax: -

E-mail: -