

WUXI APPTec CO. LTD. CLASS H

ISIN: CNE100003F19 WKN: -

Overview

2024/07/17 10:32:53

Price
3.40 EURDifference  3.03% (0.10)

General attributes

ISIN	CNE100003F19
Symbol	2359
Exchange	Stuttgart
Currency	EUR
Sector	Chemical / Pharmaceutical / Health
Security type	Stock
Market cap (m)	13,834 EUR
Benchmark	MSCI WORLD INDEX (STRD, UHD)

Market data

Bid (Bid size)	3.32 EUR (6,000)
Ask (Ask size)	3.44 EUR (6,000)
Open	3.42 EUR
High	3.50 EUR
Low	3.40 EUR
Close (prev. day)	3.30 EUR
VWAP	-
Volume (pcs)	1,084
Trading volume	3,794.00
Number of trades	3
Last size	0

Futures and Options

Related Futures	-
Related Options	-











5Y



Information about previous performance does not guarantee future performance.
Source: FactSet

Recent research

on sector

Date		Headline	Download
2024/07/12		Global Equity Ratings	
2024/06/21		Global Equity Ratings	
2024/06/14		Global Equity Ratings	
2024/05/29		Global Equity Ratings	
2024/04/26		Global Equity Ratings	

Details

2024/07/17 10:32:53

Price

3.40 EUR

Difference ▲ 3.03% (0.10)

General attributes

ISIN	CNE100003F19
Symbol	2359
Exchange	Stuttgart
Currency	EUR
Sector	Chemical / Pharmaceutical / Health
Security type	Stock
Market cap (m)	13,834 EUR
Benchmark	MSCI WORLD INDEX (STRD, UHD)

Market data

Bid (Bid size)	3.32 EUR (6,000)
Ask (Ask size)	3.44 EUR (6,000)
Open	3.42 EUR
High	3.50 EUR
Low	3.40 EUR
Close (prev. day)	3.30 EUR
VWAP	-
Volume (pcs)	1,084
Trading volume	3,794.00
Number of trades	3
Last size	0

Performance and Risk

	6m	1Y	3Y
Perf (%)	-64.13%	-57.69%	-83.82%
Perf (abs.)	-5.90	-4.50	-17.10
Beta	1.22	0.67	0.50
Volatility	85.64	68.03	63.69

5Y



Information about previous performance does not guarantee future performance.
Source: FactSet

Price data

Ø price 5 days Ø volume 5 days (pcs.)	3.35 EUR (429)
Ø price 30 days Ø volume 30 days (pcs.)	3.64 EUR (144)
Ø price 100 days Ø volume 100 days (pcs.)	4.35 EUR (197)
Ø price 250 days Ø volume 250 days (pcs.)	7.40 EUR (159)
YTD High date	9.45 EUR (2024/01/19)
YTD Low date	3.22 EUR (2024/07/10)
52 Weeks High date	12.20 EUR (2023/10/30)
52 Weeks Low date	3.22 EUR (2024/07/10)

All listings for WUXI APPTec CO. LTD. CLASS H

Exchange	Date	Time	Price	Trading volume (mio.)	Number of trades
Tradegate	2024/07/17	17:33	3.50 EUR	0.00	1
Stuttgart	2024/07/17	10:32	3.40 EUR	0.00	3
Munich	2024/07/17	08:18	3.40 EUR	0.00	1
Hong Kong Stock Exchange	2024/07/17	10:08	29.30 HKD	-	-
Frankfurt	2024/07/17	09:59	3.42 EUR	0.00	3

	17					
FINRA other OTC Issues	2024/07/12	16:16	3.74 USD	0.00		1
Duesseldorf	2024/07/17	16:30	3.38 EUR	0.00		4
Berlin	2024/07/17	18:46	3.38 EUR	0.00		6

Company profile

Company Logo



Company Profile

-

Contact Details

WUXI APPTec

--

Telefon: -

Fax: -

E-mail: -