

ALIBABA HEALTH INFORMATION TECHNOLOGY LTD

ISIN: **BMG0171K1018** WKN: -

Overview

2024/07/26 10:35:25

5Y

Price

0.3782 EUR

Difference  2.97% (0.01)

General attributes

ISIN BMG0171K1018

Symbol 241

Exchange Stuttgart

Currency EUR

Sector Chemical / Pharmaceutical / Health

Security type Stock

Market cap (m) 6,196 EUR

Benchmark MSCI WORLD INDEX (STRD, UHD)

Market data

Bid (Bid size) - (0)

Ask (Ask size) - (0)

Open 0.3767 EUR

High 0.3782 EUR

Low 0.3767 EUR

Close (prev. day) 0.3673 EUR

VWAP -

Volume (pcs) 0

Trading volume 0.00

Number of trades 4

Last size 0

Futures and Options

Related Futures -

Related Options -













Information about previous performance does not guarantee future performance.

Source: FactSet

Recent research

on sector

Date	Headline	Download
2024/07/24	 Global Equity Ratings	
2024/07/12	 Global Equity Ratings	
2024/06/21	 Global Equity Ratings	
2024/06/14	 Global Equity Ratings	
2024/05/29	 Global Equity Ratings	

Details

2024/07/26 10:35:25

Price

0.3782 EUR

Difference ▲ 2.97% (0.01)

General attributes

ISIN	BMG0171K1018
Symbol	241
Exchange	Stuttgart
Currency	EUR
Sector	Chemical / Pharmaceutical / Health
Security type	Stock
Market cap (m)	6,196 EUR
Benchmark	MSCI WORLD INDEX (STRD, UHD)

Market data

Bid (Bid size)	- (0)
Ask (Ask size)	- (0)
Open	0.3767 EUR
High	0.3782 EUR
Low	0.3767 EUR
Close (prev. day)	0.3673 EUR
VWAP	-
Volume (pcs)	0
Trading volume	0.00
Number of trades	4
Last size	0

Performance and Risk

	6m	1Y	3Y
Perf (%)	-0.47%	-38.24%	-71.69%
Perf (abs.)	+0.00	-0.23	-0.96
Beta	0.96	0.99	0.76
Volatility	61.25	53.70	66.29

5Y



Information about previous performance does not guarantee future performance.
Source: FactSet

Price data

Ø price 5 days Ø volume 5 days (pcs.)	0.3768 EUR (40)
Ø price 30 days Ø volume 30 days (pcs.)	0.3816 EUR (81)
Ø price 100 days Ø volume 100 days (pcs.)	0.3753 EUR (2,402)
Ø price 250 days Ø volume 250 days (pcs.)	0.4486 EUR (1,951)
YTD High date	0.4759 EUR (2024/01/02)
YTD Low date	0.3091 EUR (2024/04/17)
52 Weeks High date	0.6538 EUR (2023/07/31)
52 Weeks Low date	0.3091 EUR (2024/04/17)

All listings for ALIBABA HEALTH INFORMATION TECHNOLOGY LTD

Exchange ⊕	Date	Time	Price	Trading volume (mio.)	Number of trades
Tradegate	2024/07/26	22:26	0.3879 EUR	0.00	1
Stuttgart	2024/07/26	10:35	0.3782 EUR	0.00	4
Munich	2024/07/26	08:00	0.371 EUR	0.00	2
Hong Kong Stock Exchange	2024/07/26	10:08	3.26 HKD	-	-
Hanover	2024/07/26	08:01	0.3754 EUR	0.00	3

	26					
Frankfurt	2024/07/26	08:02	0.3711	EUR	0.00	2
FINRA other OTC Issues	2024/07/25	15:30	0.40	USD	0.00	1
Duesseldorf	2024/07/26	19:30	0.3805	EUR	0.00	7
Berlin	2024/07/26	21:05	0.3852	EUR	0.00	7

Company profile

Company Logo

Company Profile

Contact Details

ALIBABA HEALTH INFORMATION TECH

--

Telefon: -

Fax: -

E-mail: -