

ALIBABA HEALTH INFORMATION TECHNOLOGY LTD

ISIN: **BMG0171K1018** WKN: -

Overview

2024/04/26 10:33:47

5Y

Price

0.3444 EUR

Difference  6.36% (0.02)

General attributes

ISIN BMG0171K1018

Symbol 241

Exchange Stuttgart

Currency EUR

Sector Chemical / Pharmaceutical / Health

Security type Stock

Market cap (m) 5,652 EUR

Benchmark MSCI WORLD INDEX (STRD, UHD)

Market data

Bid (Bid size) - (0)

Ask (Ask size) - (0)

Open 0.3435 EUR

High 0.3542 EUR

Low 0.3435 EUR

Close (prev. day) 0.3238 EUR

VWAP -

Volume (pcs) 7,000

Trading volume 2,479.00

Number of trades 6

Last size 0

Futures and Options

Related Futures -

Related Options -













Information about previous performance does not guarantee future performance.

Source: FactSet

Recent research

on sector

Date	Headline	Download
2024/04/26	 Global Equity Ratings	
2024/04/03	 Global Equity Ratings	
2024/03/13	 Global Equity Ratings	
2024/02/22	 Global Equity Ratings	
2024/02/14	 Global Equity Ratings	

Details

2024/04/26 10:33:47

Price
0.3444 EUR

Difference ▲ 6.36% (0.02)

General attributes

ISIN	BMG0171K1018
Symbol	241
Exchange	Stuttgart
Currency	EUR
Sector	Chemical / Pharmaceutical / Health
Security type	Stock
Market cap (m)	5,652 EUR
Benchmark	MSCI WORLD INDEX (STRD, UHD)

Market data

Bid (Bid size)	- (0)
Ask (Ask size)	- (0)
Open	0.3435 EUR
High	0.3542 EUR
Low	0.3435 EUR
Close (prev. day)	0.3238 EUR
VWAP	-
Volume (pcs)	7,000
Trading volume	2,479.00
Number of trades	6
Last size	0

Performance and Risk

	6m	1Y	3Y
Perf (%)	-34.02%	-46.20%	-86.46%
Perf (abs.)	-0.18	-0.30	-2.20
Beta	1.27	1.43	0.74
Volatility	50.04	47.62	65.55

5Y



Information about previous performance does not guarantee future performance.
Source: FactSet

Price data

Ø price 5 days Ø volume 5 days (pcs.)	0.3265 EUR (2,300)
Ø price 30 days Ø volume 30 days (pcs.)	0.3507 EUR (1,871)
Ø price 100 days Ø volume 100 days (pcs.)	0.3968 EUR (3,238)
Ø price 250 days Ø volume 250 days (pcs.)	0.4960 EUR (2,129)
YTD High date	0.4759 EUR (2024/01/02)
YTD Low date	0.3091 EUR (2024/04/17)
52 Weeks High date	0.6538 EUR (2023/07/31)
52 Weeks Low date	0.3091 EUR (2024/04/17)

All listings for ALIBABA HEALTH INFORMATION TECHNOLOGY LTD

Exchange ☒	Date	Time	Price	Trading volume (mio.)	Number of trades
Tradegate	2024/04/26	22:26	0.3522 EUR	0.03	14
Stuttgart	2024/04/26	10:33	0.3444 EUR	0.00	6
Munich	2024/04/26	08:00	0.3409 EUR	0.00	2
Hong Kong Stock Exchange	2024/04/26	10:08	2.95 HKD	-	-
Hanover	2024/04/26	08:00	0.3409 EUR	0.00	3

	26						
Frankfurt	2024/04/26	08:03	0.3409	EUR	0.00		2
FINRA other OTC Issues	2024/04/22	15:30	0.3505	USD	0.00		1
Duesseldorf	2024/04/26	19:30	0.3454	EUR	0.00		7
Berlin	2024/04/26	21:05	0.3528	EUR	0.00		8

Company profile

Company Logo

Company Profile

Contact Details

ALIBABA HEALTH INFORMATION TECH

--

Telefon: -

Fax: -

E-mail: -