

# WUXI APPTec CO. LTD. CLASS H

15 minutes delayed

ISIN: **CNE100003F19**

WKN: -

## Overview

2024/07/26 10:08:20 15 minutes delayed

Price

28.65 HKD

Difference  -1.21% (-0.35)

### General attributes

ISIN CNE100003F19

Symbol 2359

Exchange Hong Kong Stock Exchange

Currency HKD

Sector Chemical / Pharmaceutical / Health

Security type Stock

Market cap (m) 13,989 EUR

Benchmark MSCI WORLD INDEX (STRD, UHD)

### Market data

Bid (Bid size) -

Ask (Ask size) -

Open 29.10 HKD

High 29.65 HKD

Low 28.50 HKD

Close (prev. day) 29.00 HKD

VWAP 29.011154 HKD

Volume (pcs) -

Trading volume -

Number of trades -

Last size -

### Futures and Options

Related Futures -

Related Options -

5Y













Information about previous performance does not guarantee future performance.

Source: FactSet

### Recent research

on sector

Date	Headline	Download
2024/07/24	 Global Equity Ratings	
2024/07/12	 Global Equity Ratings	
2024/06/21	 Global Equity Ratings	
2024/06/14	 Global Equity Ratings	
2024/05/29	 Global Equity Ratings	

## Details

2024/07/26 10:08:20 15 minutes delayed

## Price

28.65 HKD

Difference  -1.21% (-0.35)

## General attributes

ISIN	CNE100003F19
Symbol	2359
Exchange	Hong Kong Stock Exchange
Currency	HKD
Sector	Chemical / Pharmaceutical / Health
Security type	Stock
Market cap (m)	13,989 EUR
Benchmark	MSCI WORLD INDEX (STRD, UHD)

## Market data

Bid (Bid size)	-
Ask (Ask size)	-
Open	29.10 HKD
High	29.65 HKD
Low	28.50 HKD
Close (prev. day)	29.00 HKD
VWAP	29.011154 HKD
Volume (pcs)	-
Trading volume	-
Number of trades	-
Last size	-

## Performance and Risk

	6m	1Y	3Y
Perf (%)	-55.65%	-59.56%	-82.56%
Perf (abs.)	-35.95	-42.20	-135.65
Beta	0.88	0.61	0.51
Volatility	82.80	69.21	64.24

5Y



Information about previous performance does not guarantee future performance.  
Source: FactSet

## Price data

Ø price 5 days   Ø volume 5 days (pcs.)	28.93 HKD (-)
Ø price 30 days   Ø volume 30 days (pcs.)	29.64 HKD (-)
Ø price 100 days   Ø volume 100 days (pcs.)	36.08 HKD (-)
Ø price 250 days   Ø volume 250 days (pcs.)	62.30 HKD (-)
YTD High   date	80.95 HKD (2024/01/11)
YTD Low   date	27.50 HKD (2024/07/09)
52 Weeks High   date	103.60 HKD (2023/10/30)
52 Weeks Low   date	27.50 HKD (2024/07/09)

## All listings for WUXI APPTec CO. LTD. CLASS H

Exchange 	Date	Time	Price	Trading volume (mio.)	Number of trades
Tradegate	2024/07/26	22:26	3.44 EUR	0.00	1
Stuttgart	2024/07/26	10:35	3.34 EUR	0.00	4
Munich	2024/07/26	08:04	3.42 EUR	0.00	1
Hong Kong Stock Exchange	2024/07/26	10:08	28.65 HKD	-	-
Frankfurt	2024/07/26	15:29	3.22 EUR	0.00	5

	26					
FINRA other OTC Issues	2024/07/ 12	16:16	3.74 USD	0.00		1
Duesseldorf	2024/07/ 26	19:30	3.36 EUR	0.00		7
Berlin	2024/07/ 26	21:05	3.42 EUR	0.00		7

## Company profile

### Company Logo



### Company Profile

-

### Contact Details

WUXI APPTec

--

----

Telefon: -

Fax: -

E-mail: -