

# WUXI APPTec CO. LTD. CLASS H

15 minutes delayed

ISIN: **CNE100003F19**

WKN: -

## Overview

2024/07/17 10:08:34 15 minutes delayed

Price

29.30 HKD

Difference  2.99% (0.85)

### General attributes

ISIN CNE100003F19

Symbol 2359

Exchange Hong Kong Stock Exchange

Currency HKD

Sector Chemical / Pharmaceutical / Health

Security type Stock

Market cap (m) 13,834 EUR

Benchmark MSCI WORLD INDEX (STRD, UHD)

### Market data

Bid (Bid size) -

Ask (Ask size) -

Open 28.60 HKD

High 29.65 HKD

Low 28.40 HKD

Close (prev. day) 28.45 HKD

VWAP 29.224973 HKD

Volume (pcs) -

Trading volume -

Number of trades -

Last size -

### Futures and Options

Related Futures -

Related Options -

5Y













Information about previous performance does not guarantee future performance.

Source: FactSet

### Recent research

on sector

Date	Headline	Download
2024/07/12	 Global Equity Ratings	
2024/06/21	 Global Equity Ratings	
2024/06/14	 Global Equity Ratings	
2024/05/29	 Global Equity Ratings	
2024/04/26	 Global Equity Ratings	

## Details

2024/07/17 10:08:34 15 minutes delayed

## Price

29.30 HKD

Difference ▲ 2.99% (0.85)

## General attributes

ISIN	CNE100003F19
Symbol	2359
Exchange	Hong Kong Stock Exchange
Currency	HKD
Sector	Chemical / Pharmaceutical / Health
Security type	Stock
Market cap (m)	13,834 EUR
Benchmark	MSCI WORLD INDEX (STRD, UHD)

## Market data

Bid (Bid size)	-
Ask (Ask size)	-
Open	28.60 HKD
High	29.65 HKD
Low	28.40 HKD
Close (prev. day)	28.45 HKD
VWAP	29.224973 HKD
Volume (pcs)	-
Trading volume	-
Number of trades	-
Last size	-

## Performance and Risk

	6m	1Y	3Y
Perf (%)	-61.52%	-57.75%	-84.59%
Perf (abs.)	-46.85	-40.05	-160.80
Beta	1.22	0.67	0.50
Volatility	87.78	69.06	64.47

5Y



Information about previous performance does not guarantee future performance.  
Source: FactSet

## Price data

Ø price 5 days   Ø volume 5 days (pcs.)	28.88 HKD (-)
Ø price 30 days   Ø volume 30 days (pcs.)	30.82 HKD (-)
Ø price 100 days   Ø volume 100 days (pcs.)	37.34 HKD (-)
Ø price 250 days   Ø volume 250 days (pcs.)	63.40 HKD (-)
YTD High   date	80.95 HKD (2024/01/11)
YTD Low   date	27.50 HKD (2024/07/09)
52 Weeks High   date	103.60 HKD (2023/10/30)
52 Weeks Low   date	27.50 HKD (2024/07/09)

## All listings for WUXI APPTec CO. LTD. CLASS H

Exchange <span>📍</span>	Date	Time	Price	Trading volume (mio.)	Number of trades
Tradegate	2024/07/16	22:26	3.40 EUR	0.00	4
Stuttgart	2024/07/17	10:32	3.40 EUR	0.00	3
Munich	2024/07/17	08:18	3.40 EUR	0.00	1
Hong Kong Stock Exchange	2024/07/17	10:08	29.30 HKD	-	-
Frankfurt	2024/07/17	09:59	3.42 EUR	0.00	3

	17					
FINRA other OTC Issues	2024/07/ 12	16:16	3.74 USD	0.00		1
Duesseldorf	2024/07/ 17	16:30	3.38 EUR	0.00		4
Berlin	2024/07/ 17	16:30	3.44 EUR	0.00		5

## Company profile

### Company Logo



### Company Profile

-

### Contact Details

WUXI APPTec

--

----

Telefon: -

Fax: -

E-mail: -