

WUXI APPTec CO. LTD. CLASS H

15 minutes delayed

ISIN: **CNE100003F19**

WKN: -

Overview

2024/07/17 10:08:34 15 minutes delayed

Price

29.30 HKD

Difference  2.99% (0.85)

General attributes

ISIN CNE100003F19

Symbol 2359

Exchange Hong Kong Stock Exchange

Currency HKD

Sector Chemical / Pharmaceutical / Health

Security type Stock

Market cap (m) 13,834 EUR

Benchmark MSCI WORLD INDEX (STRD, UHD)

Market data

Bid (Bid size) -

Ask (Ask size) -

Open 28.60 HKD

High 29.65 HKD

Low 28.40 HKD

Close (prev. day) 28.45 HKD

VWAP 29.224973 HKD

Volume (pcs) -

Trading volume -

Number of trades -

Last size -

Futures and Options

Related Futures -

Related Options -

5Y













Information about previous performance does not guarantee future performance.

Source: FactSet

Recent research

on sector

| Date | Headline | Download |
|------------|---|---|
| 2024/07/12 |  Global Equity Ratings |  |
| 2024/06/21 |  Global Equity Ratings |  |
| 2024/06/14 |  Global Equity Ratings |  |
| 2024/05/29 |  Global Equity Ratings |  |
| 2024/04/26 |  Global Equity Ratings |  |

Details

2024/07/17 10:08:34 15 minutes delayed

Price

29.30 HKD

Difference ▲ 2.99% (0.85)

General attributes

| | |
|----------------|------------------------------------|
| ISIN | CNE100003F19 |
| Symbol | 2359 |
| Exchange | Hong Kong Stock Exchange |
| Currency | HKD |
| Sector | Chemical / Pharmaceutical / Health |
| Security type | Stock |
| Market cap (m) | 13,834 EUR |
| Benchmark | MSCI WORLD INDEX (STRD, UHD) |

Market data

| | |
|-------------------|---------------|
| Bid (Bid size) | - |
| Ask (Ask size) | - |
| Open | 28.60 HKD |
| High | 29.65 HKD |
| Low | 28.40 HKD |
| Close (prev. day) | 28.45 HKD |
| VWAP | 29.224973 HKD |
| Volume (pcs) | - |
| Trading volume | - |
| Number of trades | - |
| Last size | - |

Performance and Risk

| | 6m | 1Y | 3Y |
|-------------|---------|---------|---------|
| Perf (%) | -61.52% | -57.75% | -84.59% |
| Perf (abs.) | -46.85 | -40.05 | -160.80 |
| Beta | 1.22 | 0.67 | 0.50 |
| Volatility | 87.78 | 69.06 | 64.47 |

5Y



Information about previous performance does not guarantee future performance.
Source: FactSet

Price data

| | |
|---|-------------------------|
| Ø price 5 days Ø volume 5 days (pcs.) | 28.88 HKD (-) |
| Ø price 30 days Ø volume 30 days (pcs.) | 30.82 HKD (-) |
| Ø price 100 days Ø volume 100 days (pcs.) | 37.34 HKD (-) |
| Ø price 250 days Ø volume 250 days (pcs.) | 63.40 HKD (-) |
| YTD High date | 80.95 HKD (2024/01/11) |
| YTD Low date | 27.50 HKD (2024/07/09) |
| 52 Weeks High date | 103.60 HKD (2023/10/30) |
| 52 Weeks Low date | 27.50 HKD (2024/07/09) |

All listings for WUXI APPTec CO. LTD. CLASS H

| Exchange 📍 | Date | Time | Price | Trading volume (mio.) | Number of trades |
|--------------------------|------------|-------|-----------|-----------------------|------------------|
| Tradegate | 2024/07/16 | 22:26 | 3.40 EUR | 0.00 | 4 |
| Stuttgart | 2024/07/17 | 10:32 | 3.40 EUR | 0.00 | 3 |
| Munich | 2024/07/17 | 08:18 | 3.40 EUR | 0.00 | 1 |
| Hong Kong Stock Exchange | 2024/07/17 | 10:08 | 29.30 HKD | - | - |
| Frankfurt | 2024/07/17 | 09:59 | 3.42 EUR | 0.00 | 3 |

| | | | | | | |
|---------------------------|----------------|-------|----------|------|--|---|
| | 17 | | | | | |
| FINRA other OTC Issues | 2024/07/ 12 | 16:16 | 3.74 USD | 0.00 | | 1 |
| Duesseldorf | 2024/07/ 17 | 12:30 | 3.38 EUR | 0.00 | | 3 |
| Berlin | 2024/07/ 17 | 13:09 | 3.44 EUR | 0.00 | | 4 |

Company profile

Company Logo



Company Profile

-

Contact Details

WUXI APPTec

--

Telefon: -

Fax: -

E-mail: -