

WUXI APPTec CO. LTD. CLASS H

15 minutes delayed

ISIN: **CNE100003F19**

WKN: -

Overview

2024/05/21 10:08:10 15 minutes delayed

Price

38.65 HKD

Difference  -4.57% (-1.85)

General attributes

ISIN CNE100003F19

Symbol 2359

Exchange Hong Kong Stock Exchange

Currency HKD

Sector Chemical / Pharmaceutical / Health

Security type Stock

Market cap (m) 25,789 EUR

Benchmark MSCI WORLD INDEX (STRD, UHD)

Market data

Bid (Bid size) -

Ask (Ask size) -

Open 40.30 HKD

High 40.50 HKD

Low 38.65 HKD

Close (prev. day) 40.50 HKD

VWAP 39.196537 HKD

Volume (pcs) -

Trading volume -

Number of trades -

Last size -

Futures and Options

Related Futures -

Related Options -

5Y













Information about previous performance does not guarantee future performance.

Source: FactSet

Recent research

on sector

Date		Headline	Download
2024/04/26		Global Equity Ratings	
2024/04/03		Global Equity Ratings	
2024/03/13		Global Equity Ratings	
2024/02/22		Global Equity Ratings	
2024/02/14		Global Equity Ratings	

Details

2024/05/21 10:08:10 15 minutes delayed

Price

38.65 HKD

Difference ▼ -4.57% (-1.85)

General attributes

ISIN	CNE100003F19
Symbol	2359
Exchange	Hong Kong Stock Exchange
Currency	HKD
Sector	Chemical / Pharmaceutical / Health
Security type	Stock
Market cap (m)	25,789 EUR
Benchmark	MSCI WORLD INDEX (STRD, UHD)

Market data

Bid (Bid size)	-
Ask (Ask size)	-
Open	40.30 HKD
High	40.50 HKD
Low	38.65 HKD
Close (prev. day)	40.50 HKD
VWAP	39.196537 HKD
Volume (pcs)	-
Trading volume	-
Number of trades	-
Last size	-

Performance and Risk

	6m	1Y	3Y
Perf (%)	-60.15%	-43.62%	-75.59%
Perf (abs.)	-58.35	-29.90	-119.68
Beta	0.95	0.81	0.50
Volatility	87.99	69.89	64.77

5Y



Information about previous performance does not guarantee future performance.
Source: FactSet

Price data

Ø price 5 days Ø volume 5 days (pcs.)	40.20 HKD (-)
Ø price 30 days Ø volume 30 days (pcs.)	36.56 HKD (-)
Ø price 100 days Ø volume 100 days (pcs.)	50.43 HKD (-)
Ø price 250 days Ø volume 250 days (pcs.)	68.76 HKD (-)
YTD High date	80.95 HKD (2024/01/11)
YTD Low date	32.60 HKD (2024/04/16)
52 Weeks High date	103.60 HKD (2023/10/30)
52 Weeks Low date	32.60 HKD (2024/04/16)

All listings for WUXI APTEC CO. LTD. CLASS H

Exchange	Date	Time	Price	Trading volume (mio.)	Number of trades
Tradegate	2024/05/21	08:00	4.68 EUR	0.00	1
Stuttgart	2024/05/21	10:39	4.50 EUR	0.00	2
Munich	2024/05/21	08:05	4.64 EUR	0.00	1
Hong Kong Stock Exchange	2024/05/21	10:08	38.65 HKD	-	-
Frankfurt	2024/05/21	09:59	4.72 EUR	0.00	4

	20					
FINRA other OTC Issues	2024/05/21	21:06	4.85 USD	0.01		1
Duesseldorf	2024/05/21	19:30	4.50 EUR	0.00		5
Berlin	2024/05/21	21:05	4.58 EUR	0.00		7

Company profile

Company Logo



Company Profile

-

Contact Details

WUXI APPTec

--

Telefon: -

Fax: -

E-mail: -