

COAST ENTERTAINMEN

ISIN: AU0000314254 WKN: -

Overview

2024/04/26 08:13:52

Price

0.294 EUR

Difference  2.08% (0.01)

General attributes

ISIN AU0000314254

Symbol CEH

Exchange Frankfurt

Currency EUR

Sector Media / Entertainment / Recreation

Security type Stock

Market cap (m) 142 EUR

Benchmark ASX ALL ORDINARIES INDEX

Market data

Bid (Bid size) -

Ask (Ask size) -

Open 0.294 EUR

High 0.294 EUR

Low 0.294 EUR

Close (prev. day) 0.288 EUR

VWAP 0.259 EUR

Volume (pcs) 0

Trading volume 0.00

Number of trades 2

Last size 0

Futures and Options

Related Futures -

Related Options -

5Y













Information about previous performance does not guarantee future performance.

Source: FactSet

Recent research

on sector

Date		Headline	Download
2024/04/26		Global Equity Ratings	
2024/04/03		Global Equity Ratings	
2024/03/13		Global Equity Ratings	
2024/02/22		Global Equity Ratings	
2024/02/14		Global Equity Ratings	

Details

2024/04/26 08:13:52

Price

0.294 EUR

Difference ▲ 2.08% (0.01)

General attributes

ISIN AU0000314254

Symbol CEH

Exchange Frankfurt

Currency EUR

Sector Media / Entertainment /
Recreation

Security type Stock

Market cap (m) 142 EUR

Benchmark ASX ALL ORDINARIES
INDEX

Market data

Bid (Bid size) -

Ask (Ask size) -

Open 0.294 EUR

High 0.294 EUR

Low 0.294 EUR

Close (prev. day) 0.288 EUR

VWAP 0.259 EUR

Volume (pcs) 0

Trading volume 0.00

Number of trades 2

Last size 0

Performance and Risk

	6m	1Y	3Y
Perf (%)	+10.53%	-6.96%	-56.76%
Perf (abs.)	+0.03	-0.02	-0.39
Beta	0.82	0.80	0.55
Volatility	44.00	46.29	75.64

5Y



Information about previous performance does not guarantee future performance.
Source: FactSet

Price data

Ø price 5 days | Ø volume 5 days (pcs.) 0.284 EUR (0)

Ø price 30 days | Ø volume 30 days (pcs.) 0.286 EUR (0)

Ø price 100 days | Ø volume 100 days (pcs.) 0.272 EUR (5)

Ø price 250 days | Ø volume 250 days (pcs.) 0.274 EUR (9)

YTD High | date 0.304 EUR (2024/04/02)

YTD Low | date 0.243 EUR (2024/01/18)

52 Weeks High | date 0.320 EUR (2023/05/11)

52 Weeks Low | date 0.230 EUR (2023/11/27)

Arbitrage views

Exchange ⊕	Date	Time	Price	Trading volume (mio.)	Number of trades
Frankfurt	2024/04/26	08:13	0.294 EUR	0.00	2
FINRA other OTC Issues	2023/01/09	20:50	0.40 USD	0.00	1
Australian Securities Exchange	2024/04/26	08:10	0.51 AUD	0.17	374

Company profile

Company Logo



Company Profile

-

Contact Details

ARDENT LEISURE GROUP

--

Telefon: -

Fax: -

E-mail: -