

HAIDILAO INTERNATIONAL HOLDING LTD.

ISIN: **KYG4290A1013** WKN: -

Overview

2024/04/25 19:15:58

5Y

Price

2.15 USD

Difference  -11.89% (-0.29)

General attributes

ISIN KYG4290A1013

Symbol 6862

Exchange FINRA other OTC Issues

Currency USD

Sector Consumer Products

Security type Stock

Market cap (m) 11,973 EUR

Benchmark MSCI WORLD INDEX (STRD, UHD)

Market data

Bid (Bid size) -

Ask (Ask size) -

Open 2.15 USD

High 2.15 USD

Low 2.15 USD

Close (prev. day) 2.44 USD

VWAP 2.15 USD

Volume (pcs) 5,451

Trading volume 11,719.65

Number of trades 1

Last size 5,451

Futures and Options

Related Futures -

Related Options -













Information about previous performance does not guarantee future performance.

Source: FactSet

Recent research

on sector

Date	Headline	Download
2024/04/26	 Global Equity Ratings	
2024/04/26	 Akciové trhy - denní zpráva	
2024/04/25	 Akciové trhy - denní zpráva	
2024/04/24	 Akciové trhy - denní zpráva	
2024/04/23	 Akciové trhy - denní zpráva	

Details

2024/04/25 19:15:58

Price
2.15 USDDifference 📉 -11.89% (-0.29)

General attributes

ISIN	KYG4290A1013
Symbol	6862
Exchange	FINRA other OTC Issues
Currency	USD
Sector	Consumer Products
Security type	Stock
Market cap (m)	11,973 EUR
Benchmark	MSCI WORLD INDEX (STRD, UHD)

Market data

Bid (Bid size)	-
Ask (Ask size)	-
Open	2.15 USD
High	2.15 USD
Low	2.15 USD
Close (prev. day)	2.44 USD
VWAP	2.15 USD
Volume (pcs)	5,451
Trading volume	11,719.65
Number of trades	1
Last size	5,451

Performance and Risk

	6m	1Y	3Y
Perf (%)	-17.31%	-	-
Perf (abs.)	-0.45	-	-
Beta	0.66	0.87	0.46
Volatility	105.60	115.89	100.04

5Y



Information about previous performance does not guarantee future performance.
Source: FactSet

Price data

Ø price 5 days Ø volume 5 days (pcs.)	2.15 USD (2,690)
Ø price 30 days Ø volume 30 days (pcs.)	2.27 USD (599)
Ø price 100 days Ø volume 100 days (pcs.)	1.97 USD (1,069)
Ø price 250 days Ø volume 250 days (pcs.)	2.17 USD (685)
YTD High date	2.44 USD (2024/04/03)
YTD Low date	1.71 USD (2024/01/16)
52 Weeks High date	3.00 USD (2023/07/31)
52 Weeks Low date	1.70 USD (2023/12/29)

All listings for Haidilao International Holding Ltd.

Exchange	Date	Time	Price	Trading volume (mio.)	Number of trades
Tradegate	2024/04/26	22:26	2.10 EUR	0.03	6
Stuttgart	2024/04/26	10:33	2.10 EUR	0.00	4
Munich	2024/04/26	08:11	2.10 EUR	0.00	2
Hong Kong Stock Exchange	2024/04/29	05:22	18.46 HKD	-	-
Frankfurt	2024/04/29	09:28	2.08 EUR	0.00	2

	26					
FINRA other OTC Issues	2024/04/25	19:15	2.15 USD	0.01		1
Duesseldorf	2024/04/26	19:30	2.06 EUR	0.00		3
Berlin	2024/04/26	09:45	2.10 EUR	0.00		2

Company profile

Company Logo



Company Profile

-

Contact Details

HAIDILAO INTERNATIONAL

--

Telefon: -

Fax: -

E-mail: -