

## ROSENEFT OIL CO

ISIN: RU000A0J2Q06

WKN: -

## Overview

2021/12/17 17:07:16

Price  
7.6466 USDDifference  4.75% (0.35)

## General attributes

ISIN	RU000A0J2Q06
Symbol	-
Exchange	FINRA other OTC Issues
Currency	USD
Sector	Energy / Commodities
Security type	Stock
Market cap (m)	69,621 EUR
Benchmark	RTS INDEX USD

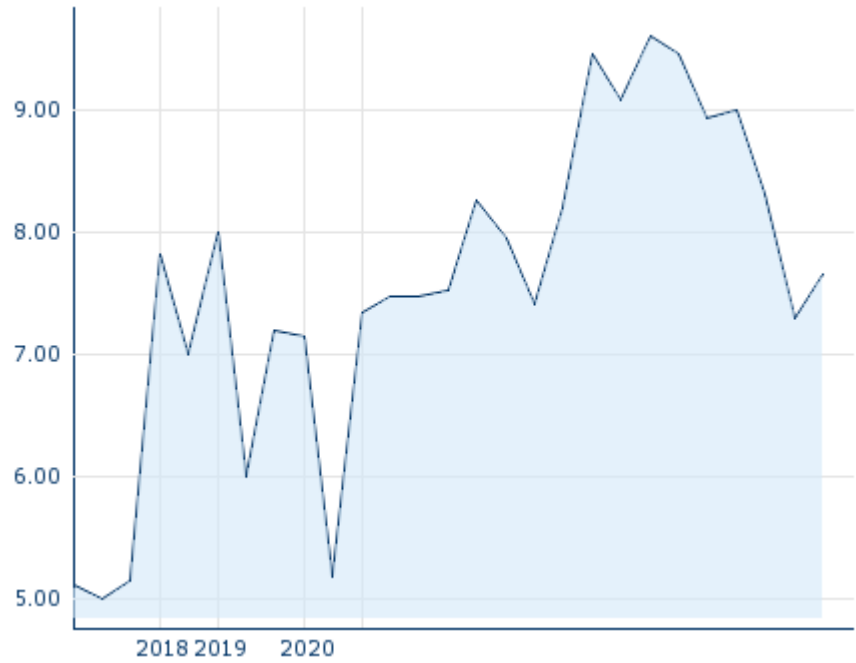
## Market data

Bid (Bid size)	-
Ask (Ask size)	-
Open	7.50 USD
High	7.6466 USD
Low	7.50 USD
Close (prev. day)	7.30 USD
VWAP	7.581213 USD
Volume (pcs)	8,345
Trading volume	63,265.22
Number of trades	2
Last size	4,622

## Futures and Options


Related Futures	-
Related Options	-

5Y



Information about previous performance does not guarantee future performance.  
Source: FactSet

## Recent research

on sector			
Date		Headline	Download
2022/01/17		Global Equity Ratings	
2021/12/28		Global Equity Ratings	
2021/12/09		Global Equity Ratings	
2021/12/01		Global Equity Ratings	
2021/11/05		Global Equity Ratings	

## Details

2021/12/17 17:07:16

**Price**  
7.6466 USD

**Difference** ▲ 4.75% (0.35)

## General attributes

ISIN	RU000A0J2Q06
Symbol	-
Exchange	FINRA other OTC Issues
Currency	USD
Sector	Energy / Commodities
Security type	Stock
Market cap (m)	69,621 EUR
Benchmark	RTS INDEX USD

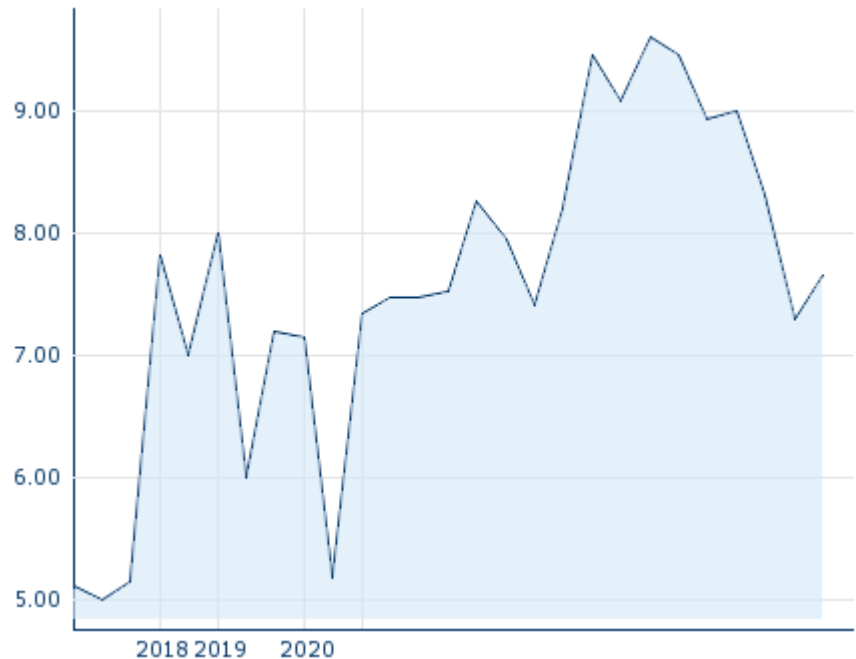
## Market data

Bid (Bid size)	-
Ask (Ask size)	-
Open	7.50 USD
High	7.6466 USD
Low	7.50 USD
Close (prev. day)	7.30 USD
VWAP	7.581213 USD
Volume (pcs)	8,345
Trading volume	63,265.22
Number of trades	2
Last size	4,622

## Performance and Risk

	6m	1Y	3Y
Perf (%)	-	-	-
Perf (abs.)	-	-	-
Beta	0.80	0.69	0.79
Volatility	77.05	124.48	115.33

5Y



Information about previous performance does not guarantee future performance.  
Source: FactSet

## Price data

Ø price 5 days   Ø volume 5 days (pcs.)	2.9893 USD (1,708)
Ø price 30 days   Ø volume 30 days (pcs.)	4.6790 USD (22,216)
Ø price 100 days   Ø volume 100 days (pcs.)	- USD (10,662)
Ø price 250 days   Ø volume 250 days (pcs.)	- USD (10,662)
YTD High   date	- USD (-)
YTD Low   date	- USD (-)
52 Weeks High   date	9.6000 USD (2021/10/27)
52 Weeks Low   date	7.3000 USD (2021/12/16)

## Arbitrage views

Exchange <span>⊕</span>	Date	Time	Price	Trading volume (mio.)	Number of trades
FINRA other OTC Issues	2021/12/17	17:07	7.6466 USD	0.06	2

## Company profile

### Company Logo



### Company Profile

-

### Contact Details

ROSNEFT OIL CO

--

Sofiskaya Embankment, 26/1 115035  
Moscow

Telefon: +7 (495) 987 30 60

Fax: +7 (495) 987 30 24

E-mail: [shareholders@rosneft.ru](mailto:shareholders@rosneft.ru)