

EYEPOINT PHARMACEUTICALS INC.

ISIN: US30233G2093 WKN: 30233G209

Overview

2024/08/23 15:29:01

Price
8.128 EURDifference  -2.10% (-0.17)

General attributes

ISIN	US30233G2093
Symbol	EYPT
Exchange	Frankfurt
Currency	EUR
Sector	Chemical / Pharmaceutical / Health
Security type	Stock
Market cap (m)	442 EUR
Benchmark	S&P 500

Market data

Bid (Bid size)	-
Ask (Ask size)	-
Open	7.876 EUR
High	8.128 EUR
Low	7.876 EUR
Close (prev. day)	8.302 EUR
VWAP	7.816 EUR
Volume (pcs)	0
Trading volume	0.00
Number of trades	5
Last size	0








Futures and Options

Related Futures	-
Related Options	-



Information about previous performance does not guarantee future performance.
Source: FactSet

Recent research

on sector		on market	
Date		Headline	Download
2024/08/12		Global Equity Ratings	
2024/07/24		Global Equity Ratings	
2024/07/12		Global Equity Ratings	
2024/06/21		Global Equity Ratings	
2024/06/14		Global Equity Ratings	

Details

2024/08/23 15:29:01

Price

8.128 EUR

Difference 📉 -2.10% (-0.17)

General attributes

ISIN	US30233G2093
Symbol	EYPT
Exchange	Frankfurt
Currency	EUR
Sector	Chemical / Pharmaceutical / Health
Security type	Stock
Market cap (m)	442 EUR
Benchmark	S&P 500

Market data

Bid (Bid size)	-
Ask (Ask size)	-
Open	7.876 EUR
High	8.128 EUR
Low	7.876 EUR
Close (prev. day)	8.302 EUR
VWAP	7.816 EUR
Volume (pcs)	0
Trading volume	0.00
Number of trades	5
Last size	0

Performance and Risk

	6m	1Y	3Y
Perf (%)	-65.85%	-39.34%	-6.03%
Perf (abs.)	-15.67	-5.27	-0.52
Beta	1.21	1.11	1.10
Volatility	106.69	153.58	116.86

5Y



Information about previous performance does not guarantee future performance.
Source: FactSet

Price data

Ø price 5 days Ø volume 5 days (pcs.)	7.520 EUR (0)
Ø price 30 days Ø volume 30 days (pcs.)	8.182 EUR (0)
Ø price 100 days Ø volume 100 days (pcs.)	10.182 EUR (10)
Ø price 250 days Ø volume 250 days (pcs.)	13.278 EUR (40)
YTD High date	28.600 EUR (2024/02/08)
YTD Low date	6.664 EUR (2024/08/05)
52 Weeks High date	28.600 EUR (2024/02/08)
52 Weeks Low date	5.250 EUR (2023/10/31)

Arbitrage views

Exchange	Date	Time	Price	Trading volume (mio.)	Number of trades
Tradegate	2024/08/23	22:01	8.222 EUR	0.00	1
Stuttgart	2024/08/23	08:06	8.034 EUR	0.00	3
Nasdaq	2024/08/23	22:00	9.19 USD	6.17	7,514
Munich	2024/08/23	20:15	8.296 EUR	0.00	2
Frankfurt	2024/08/23	15:29	8.128 EUR	0.00	5
Duesseldorf	2024/08/23	08:12	8.004 EUR	0.00	2
Berlin	2024/08/23	20:30	8.442 EUR	0.00	19

Company profile

Company Logo



Company Profile

-

Contact Details

EYEPOINT PHARMACEUTICALS

--

Pleasant Street 400 02472 Watertown, MA

Telefon: +1 (617) 926-5000

Fax: +1 (617) 926-5050

E-mail: -