

NOVA LJUBLJANSKA BANKA DD NPV

ISIN: **SI0021117344** WKN: -

Overview

2024/05/15 15:03:30

Price

110.50 EUR

Difference  -1.34% (-1.50)

General attributes

ISIN SI0021117344

Symbol NLBR

Exchange Ljubljana Stock Exchange

Currency EUR

Sector -

Security type Stock

Market cap (m) 2,240 EUR

Benchmark MSCI WORLD INDEX (STRD, UHD)

Market data

Bid (Bid size) 110.00 EUR (1,222)

Ask (Ask size) 110.50 EUR (185)

Open 112.00 EUR

High 112.00 EUR

Low 110.50 EUR

Close (prev. day) 112.00 EUR

VWAP 111.381289 EUR

Volume (pcs) 1,769

Trading volume 197,033.50

Number of trades 22

Last size 60

Futures and Options

Related Futures -

Related Options -










5Y



Information about previous performance does not guarantee future performance.

Source: FactSet

Recent research

on market			
Date		Headline	Download
2024/04/26		Global Equity Ratings	
2024/03/26		Global Strategy 2Q 2024	
2024/03/13		Global Equity Ratings	
2024/02/22		Global Equity Ratings	
2024/02/14		Global Equity Ratings	

Details

2024/05/15 15:03:30

Price

110.50 EUR

Difference ▼ -1.34% (-1.50)

General attributes

ISIN	SI0021117344
Symbol	NLBR
Exchange	Ljubljana Stock Exchange
Currency	EUR
Sector	-
Security type	Stock
Market cap (m)	2,240 EUR
Benchmark	MSCI WORLD INDEX (STRD, UHD)

Market data

Bid (Bid size)	110.00 EUR (1,222)
Ask (Ask size)	110.50 EUR (185)
Open	112.00 EUR
High	112.00 EUR
Low	110.50 EUR
Close (prev. day)	112.00 EUR
VWAP	111.381289 EUR
Volume (pcs)	1,769
Trading volume	197,033.50
Number of trades	22
Last size	60

Performance and Risk

	6m	1Y	3Y
Perf (%)	+38.27%	+51.76%	+89.83%
Perf (abs.)	+31.00	+38.20	+53.00
Beta	0.30	0.18	0.29
Volatility	23.36	20.04	22.58

5Y



Information about previous performance does not guarantee future performance.
Source: FactSet

Price data

Ø price 5 days Ø volume 5 days (pcs.)	112.60 EUR (9,742)
Ø price 30 days Ø volume 30 days (pcs.)	107.43 EUR (6,458)
Ø price 100 days Ø volume 100 days (pcs.)	99.29 EUR (5,397)
Ø price 250 days Ø volume 250 days (pcs.)	85.84 EUR (3,974)
YTD High date	116.00 EUR (2024/02/26)
YTD Low date	84.20 EUR (2024/01/03)
52 Weeks High date	116.00 EUR (2024/02/26)
52 Weeks Low date	72.60 EUR (2023/05/22)

All listings for NOVA LJUBLJANSKA BANKA DD NPV

Exchange	Date	Time	Price	Trading volume (mio.)	Number of trades
Ljubljana Stock Exchange	2024/05/15	15:03	110.50 EUR	0.20	22

Company profile

Company Logo

Contact Details

NOVA LJUBLJANSKA BANKA D.D.

--

Telefon: -

Fax: -

E-mail: -

Company Profile

-