

NORDEA BANK ABP

ISIN: **FI4000297767** WKN: -

Overview

2024/08/05 15:36:03

Price

11.05 USD

Difference  -3.83% (-0.44)

General attributes

ISIN	FI4000297767
Symbol	NDA FI
Exchange	FINRA other OTC Issues
Currency	USD
Sector	Financial
Security type	Stock
Market cap (m)	35,935 EUR
Benchmark	OMX HELSINKI 25

Market data

Bid (Bid size)	-
Ask (Ask size)	-
Open	11.05 USD
High	11.05 USD
Low	11.05 USD
Close (prev. day)	11.49 USD
VWAP	11.05 USD
Volume (pcs)	400
Trading volume	4,420.00
Number of trades	2
Last size	200

Futures and Options

Related Futures	100
Related Options	-

PDF Downloads









Company report: NORDEA BANK ABP 

5Y



Information about previous performance does not guarantee future performance.
Source: FactSet

Recent research

on sector	on market		
Date	Headline		Download
2024/08/07	 Akciové trhy - denní zpráva		
2024/08/06	 Akciové trhy - denní zpráva		
2024/08/05	 Akciové trhy - denní zpráva		
2024/08/02	 Akciové trhy - denní zpráva		
2024/08/01	 Akciové trhy - denní zpráva		

Details

2024/08/05 15:36:03

Price

11.05 USD

Difference ▼ -3.83% (-0.44)

General attributes

ISIN	FI4000297767
Symbol	NDA FI
Exchange	FINRA other OTC Issues
Currency	USD
Sector	Financial
Security type	Stock
Market cap (m)	35,935 EUR
Benchmark	OMX HELSINKI 25

Market data

Bid (Bid size)	-
Ask (Ask size)	-
Open	11.05 USD
High	11.05 USD
Low	11.05 USD
Close (prev. day)	11.49 USD
VWAP	11.05 USD
Volume (pcs)	400
Trading volume	4,420.00
Number of trades	2
Last size	200

Performance and Risk

	6m	1Y	3Y
Perf (%)	-	-	-
Perf (abs.)	-	-	-
Beta	1.12	0.96	1.05
Volatility	20.47	20.94	21.31

5Y



Information about previous performance does not guarantee future performance.
Source: FactSet

Price data

Ø price 5 days Ø volume 5 days (pcs.)	11.05 USD (52)
Ø price 30 days Ø volume 30 days (pcs.)	11.55 USD (1,226)
Ø price 100 days Ø volume 100 days (pcs.)	11.81 USD (5,787)
Ø price 250 days Ø volume 250 days (pcs.)	11.49 USD (6,596)
YTD High date	12.67 USD (2024/06/12)
YTD Low date	11.05 USD (2024/08/05)
52 Weeks High date	12.67 USD (2024/06/12)
52 Weeks Low date	10.50 USD (2023/10/25)

All listings for NORDEA BANK ABP

Exchange	Date	Time	Price	Trading volume (mio.)	Number of trades
Xetra	2024/08/07	17:35	10.13 EUR	0.03	14
Tradegate	2024/08/07	22:26	10.205 EUR	0.38	326
Stuttgart	2024/08/07	21:55	10.205 EUR	0.01	63
SIX Swiss Exchange	2024/05/27	17:36	12.00 CHF	0.00	1
Nasdaq Stockholm	2024/	18:00	117.30 SEK	360.42	3,037

	08/07					
Nasdaq Helsinki	2024/ 08/07	18:00	10.27 EUR	71.81		4,794
Nasdaq Copenhagen	2024/ 08/07	17:20	76.80 DKK	43.45		800
Munich	2024/ 08/07	17:05	10.295 EUR	0.00		2
London Stock Exchange European Trade Reporting	2024/ 08/07	17:25	116.80 SEK	0.00		3
Hanover	2024/ 08/07	08:10	10.20 EUR	0.00		3
Frankfurt	2024/ 08/07	08:21	10.005 EUR	0.00		2
FINRA other OTC Issues	2024/ 08/05	15:36	11.05 USD	0.00		2
Euronext Milan MTF Trading After Hours	2024/ 07/15	18:00	10.94 EUR	0.00		1
Euronext Milan MTF Global Equity Market	2024/ 08/07	17:44	10.265 EUR	0.00		1
Duesseldorf	2024/ 08/07	08:10	10.185 EUR	0.00		2
Berlin	2024/ 08/07	08:18	10.155 EUR	0.00		3

Company profile

Company Logo



Contact Details

NORDEA BANK ABP

--

Satamradankatu 5 - 00020 Helsinki

Telefon: +358-200-70000

Fax: +

E-mail: -

PDF Downloads

Company report: NORDEA BANK ABP 

Company Profile

Nordea Bank Abp engages in the provision of banking and financial services. It operates through the following segments: Personal Banking, Business Banking, Large Corporates and Institutions, and Asset and Wealth Management. The Personal Banking segment offers the household customers financial services and solutions through internet and mobile bank, over the phone, online meetings, and branch offices. The Business Banking segment serves, advises, and partners with corporate customers, and provides payments, cash management, cards, working capital management, and finance solutions. The Large Corporates and Institution pertains to the provision of financial solutions to large Nordic and international corporate and institutional customers. The Asset and Wealth Management segment is composed of investment, savings, and risk management solutions for individuals and institutional investors. The company was founded in 1820 and is headquartered in Helsinki, Finland.

Members of Management Board

Frank Vang-Jensen	Chairman of Managing Board
Frank Vang-Jensen	Chairman of Managing Board
Christina Gadeberg	Member of Executive Committee
Christina Gadeberg	Member of Executive Committee
Ian F. Smith	Member of Executive Committee
Jamie Graham	Member of Executive Committee
Jamie Graham	Member of Executive Committee
Jussi Koskinen	Member of Executive Committee
Jussi Koskinen	Member of Executive Committee
Mark Kandborg	Member of Executive Committee

Board of directors

Stephen Hester	Chairman of Supervisory Board
Risto Fredrik Murto	Member of Supervisory Board
Arja Aila Hannele Talma	Member of Supervisory Board
Joanna Koskinen	Member of Supervisory Board
John Maltby	Member of Supervisory Board
Jonas Synnergren	Member of Supervisory Board
Jørgen Suo Lønnquist	Member of Supervisory Board
Kasper Skovgaard Pedersen	Member of Supervisory Board
Kjersti Wiklund	Member of Supervisory Board
Lars Rohde	Member of Supervisory Board
Lene Skole-Sørensen	Member of Supervisory Board
Per Gerhard Olsson	Member of Supervisory Board
Per Ivar Torsten Strömberg	Member of Supervisory Board
Petra Constance van Hoeken	Member of Supervisory Board