

RVL PHARMACEUTICALS PLC

ISIN: IE00BF2HDL56 WKN: A2N6WE

Overview

2024/06/26 18:50:13

Price
0.0000 USDDifference  0.00% (0.00)

General attributes

ISIN	IE00BF2HDL56
Symbol	O1P
Exchange	FINRA other OTC Issues
Currency	USD
Sector	Chemical / Pharmaceutical / Health
Security type	Stock
Market cap (m)	3 EUR
Benchmark	MSCI WORLD INDEX (STRD, UHD)

Market data

Bid (Bid size)	-
Ask (Ask size)	-
Open	0.0000 USD
High	0.0000 USD
Low	0.0000 USD
Close (prev. day)	0.0000 USD
VWAP	0.0000 USD
Volume (pcs)	7,961
Trading volume	0.01
Number of trades	1
Last size	7,961

Futures and Options







Related Futures	-
Related Options	-

5Y



Information about previous performance does not guarantee future performance.
Source: FactSet

Recent research

on sector		on market	
Date		Headline	Download
2024/06/21		Global Equity Ratings	
2024/06/14		Global Equity Ratings	
2024/05/29		Global Equity Ratings	
2024/04/26		Global Equity Ratings	
2024/04/03		Global Equity Ratings	

Details

2024/06/26 18:50:13

Price
0.0000 USDDifference  0.00% (0.00)

General attributes

ISIN	IE00BF2HDL56
Symbol	O1P
Exchange	FINRA other OTC Issues
Currency	USD
Sector	Chemical / Pharmaceutical / Health
Security type	Stock
Market cap (m)	3 EUR
Benchmark	MSCI WORLD INDEX (STRD, UHD)

Market data

Bid (Bid size)	-
Ask (Ask size)	-
Open	0.0000 USD
High	0.0000 USD
Low	0.0000 USD
Close (prev. day)	0.0000 USD
VWAP	0.0000 USD
Volume (pcs)	7,961
Trading volume	0.01
Number of trades	1
Last size	7,961

Performance and Risk

	6m	1Y	3Y
Perf (%)	-99.95%	-100.00%	-100.00%
Perf (abs.)	+0.00	-0.70	-3.78
Beta	5.64	2.00	0.66
Volatility	2,984.54	1,791.21	950.11

5Y




Information about previous performance does not guarantee future performance.
Source: FactSet

Price data

Ø price 5 days Ø volume 5 days (pcs.)	0.0000 USD (1,598)
Ø price 30 days Ø volume 30 days (pcs.)	0.0000 USD (1,494)
Ø price 100 days Ø volume 100 days (pcs.)	0.0001 USD (24,304)
Ø price 250 days Ø volume 250 days (pcs.)	0.1135 USD (6,584,519)
YTD High date	0.0060 USD (2024/01/02)
YTD Low date	0.0000 USD (2024/03/22)
52 Weeks High date	0.6999 USD (2023/06/27)
52 Weeks Low date	0.0000 USD (2024/03/22)

All listings for RVL PHARMACEUTICALS PLC

Exchange 	Date	Time	Price	Trading volume (mio.)	Number of trades
Stuttgart	2023/10/23	08:03	0.025 EUR	0.00	3
Munich	2023/10/24	08:06	0.004 EUR	0.00	1
FINRA other OTC Issues	2024/06/26	18:50	0.0000 USD	0.00	1
Berlin	2023/10/24	08:35	0.004 EUR	0.00	1

Company profile

Company Logo



Company Profile

-

Contact Details

RVL PHARMACEUTICALS

--

Telefon: -

Fax: -

E-mail: -