

ALUMIL ROM INDUSTRY S.A RON0.2

ISIN: ROALUMACNOR8 WKN: -

Overview

2018/05/22 17:35:56

5Y

Price

1.14 RON

Difference  -14.93% (-0.20)

General attributes

| | |
|----------------|------------------------------|
| ISIN | ROALUMACNOR8 |
| Symbol | ALU |
| Exchange | London Stock Exchange |
| Currency | RON |
| Sector | - |
| Security type | Stock |
| Market cap (m) | 20 EUR |
| Benchmark | MSCI WORLD INDEX (STRD, UHD) |

Market data

| | |
|-------------------|----------|
| Bid (Bid size) | - |
| Ask (Ask size) | - |
| Open | 1.14 RON |
| High | 1.14 RON |
| Low | 1.14 RON |
| Close (prev. day) | 1.34 RON |
| VWAP | - |
| Volume (pcs) | - |
| Trading volume | - |
| Number of trades | 1 |
| Last size | - |










Futures and Options

| | |
|-----------------|---|
| Related Futures | - |
| Related Options | - |

Chart
not available

Information about previous performance does not guarantee future performance.
Source: FactSet

Recent research

| on market | | | |
|------------|---|-------------------------|---|
| Date | | Headline | Download |
| 2024/03/26 |  | Global Strategy 2Q 2024 |  |
| 2024/01/09 |  | Global Strategy 1Q 2024 |  |
| 2023/09/29 |  | Global Strategy 4Q 2023 |  |
| 2023/06/27 |  | Global Strategy 3Q 2023 |  |
| 2023/04/12 |  | Global Strategy 2Q 2023 |  |

Details

2018/05/22 17:35:56

Price
1.14 RONDifference  -14.93% (-0.20)

General attributes

| | |
|----------------|------------------------------|
| ISIN | ROALUMACNOR8 |
| Symbol | ALU |
| Exchange | London Stock Exchange |
| Currency | RON |
| Sector | - |
| Security type | Stock |
| Market cap (m) | 20 EUR |
| Benchmark | MSCI WORLD INDEX (STRD, UHD) |

Market data

| | |
|-------------------|----------|
| Bid (Bid size) | - |
| Ask (Ask size) | - |
| Open | 1.14 RON |
| High | 1.14 RON |
| Low | 1.14 RON |
| Close (prev. day) | 1.34 RON |
| VWAP | - |
| Volume (pcs) | - |
| Trading volume | - |
| Number of trades | 1 |
| Last size | - |

Performance and Risk

| | 6m | 1Y | 3Y |
|-------------|--------|--------|--------|
| Perf (%) | - | - | - |
| Perf (abs.) | - | - | - |
| Beta | 0.39 | 0.10 | 0.33 |
| Volatility | 194.37 | 194.37 | 194.37 |

5Y

Chart
not available

Information about previous performance does not guarantee future performance.
Source: FactSet

Price data

| | |
|---|-----------------------|
| Ø price 5 days Ø volume 5 days (pcs.) | 1.49 RON (0) |
| Ø price 30 days Ø volume 30 days (pcs.) | 1.79 RON (0) |
| Ø price 100 days Ø volume 100 days (pcs.) | 1.42 RON (0) |
| Ø price 250 days Ø volume 250 days (pcs.) | 1.89 RON (0) |
| YTD High date | 1.90 RON (2018/04/11) |
| YTD Low date | 1.08 RON (2018/02/09) |
| 52 Weeks High date | 1.90 RON (2018/04/11) |
| 52 Weeks Low date | 0.89 RON (2017/12/14) |

All listings for ALUMIL ROM INDUSTRY S.A RON0.2

| Exchange  | Date | Time | Price | Trading volume (mio.) | Number of trades |
|--|------------|-------|----------|-----------------------|------------------|
| London Stock Exchange | 2018/05/22 | 17:35 | 1.14 RON | 0.00 | 1 |
| Bucharest Stock Exchange | 2024/06/28 | 16:19 | 3.26 RON | 0.09 | 79 |

Company profile

Company Logo

Contact Details

ALUMIL ROM INDUSTRY S.A

--

Telefon: -

Fax: -

E-mail: -

Company Profile

-