

## Y-MABS THERAPEUTICS INC COM USD0.0001

ISIN: **US9842411095** WKN: **984241109**

## Overview

2024/09/18 22:00:00

Price  
13.57 USDDifference  -5.17% (-0.74)

## General attributes

ISIN	US9842411095
Symbol	YMAB
Exchange	Nasdaq
Currency	USD
Sector	-
Security type	Stock
Market cap (m)	544 EUR
Benchmark	S&P 500

## Market data

Bid (Bid size)	5.50 USD (200)
Ask (Ask size)	15.00 USD (100)
Open	14.25 USD
High	14.4175 USD
Low	13.50 USD
Close (prev. day)	14.31 USD
VWAP	13.878394 USD
Volume (pcs)	321,093
Trading volume	4,463,640.04
Number of trades	5,988
Last size	-

## Futures and Options





Related Futures	-
Related Options	-

5Y



Information about previous performance does not guarantee future performance.  
Source: FactSet

## Recent research

on market			
Date		Headline	Download
2024/09/11		Global Equity Ratings	
2024/09/05		Global Equity Ratings	
2024/08/12		Global Equity Ratings	
2024/07/24		Global Equity Ratings	
2024/07/12		Global Equity Ratings	

## Details

2024/09/18 22:00:00

## Price

13.57 USD

Difference ▼ -5.17% (-0.74)

## General attributes

ISIN	US9842411095
Symbol	YMAB
Exchange	Nasdaq
Currency	USD
Sector	-
Security type	Stock
Market cap (m)	544 EUR
Benchmark	S&P 500

## Market data

Bid (Bid size)	5.50 USD (200)
Ask (Ask size)	15.00 USD (100)
Open	14.25 USD
High	14.4175 USD
Low	13.50 USD
Close (prev. day)	14.31 USD
VWAP	13.878394 USD
Volume (pcs)	321,093
Trading volume	4,463,640.04
Number of trades	5,988
Last size	-

## Performance and Risk

	6m	1Y	3Y
Perf (%)	-1.38%	+167.65%	-57.99%
Perf (abs.)	-0.19	+8.50	-18.73
Beta	-	-	-
Volatility	69.40	72.49	102.28

5Y



Information about previous performance does not guarantee future performance.  
Source: FactSet

## Price data

Ø price 5 days   Ø volume 5 days (pcs.)	13.57 USD (272,315)
Ø price 30 days   Ø volume 30 days (pcs.)	13.19 USD (303,959)
Ø price 100 days   Ø volume 100 days (pcs.)	12.75 USD (312,465)
Ø price 250 days   Ø volume 250 days (pcs.)	11.12 USD (308,855)
YTD High   date	20.90 USD (2024/03/01)
YTD Low   date	6.48 USD (2024/01/03)
52 Weeks High   date	20.90 USD (2024/03/01)
52 Weeks Low   date	4.69 USD (2023/11/13)

## All listings for Y-MABS THERAPEUTICS INC COM USD0.0001

Exchange	Date	Time	Price	Trading volume (mio.)	Number of trades
Nasdaq	2024/09/18	22:00	13.57 USD	4.46	5,988

## Company profile

### Company Logo



### Company Profile

-

### Contact Details

Y-MABS THERAPEUTICS INC.

--

----

Telefon: -

Fax: -

E-mail: -