

## ALTIMMUNE INC.

ISIN: US02155H2004

WKN: 02155H200

## Overview

2024/10/18 08:01:49

Price  
6.372 EURDifference  0.00% (0.00)

## General attributes

ISIN	US02155H2004
Symbol	ALT
Exchange	Munich
Currency	EUR
Sector	Chemical / Pharmaceutical / Health
Security type	Stock
Market cap (m)	452 EUR
Benchmark	S&P 500

## Market data

Bid (Bid size)	-
Ask (Ask size)	-
Open	6.372 EUR
High	6.372 EUR
Low	6.372 EUR
Close (prev. day)	6.372 EUR
VWAP	5.575 EUR
Volume (pcs)	0
Trading volume	0.00
Number of trades	1
Last size	0

## Futures and Options











Related Futures	-
Related Options	-

5Y



Information about previous performance does not guarantee future performance.  
Source: FactSet

## Recent research

on sector		on market	
Date		Headline	Download
2024/09/27		Global Equity Ratings	
2024/09/11		Global Equity Ratings	
2024/09/05		Global Equity Ratings	
2024/08/12		Global Equity Ratings	
2024/07/24		Global Equity Ratings	

## Details

2024/10/18 08:01:49

## Price

6.372 EUR

Difference ➔ 0.00% (0.00)

## General attributes

ISIN US02155H2004

Symbol ALT

Exchange Munich

Currency EUR

Sector Chemical / Pharmaceutical / Health

Security type Stock

Market cap (m) 452 EUR

Benchmark S&amp;P 500

## Market data

Bid (Bid size) -

Ask (Ask size) -

Open 6.372 EUR

High 6.372 EUR

Low 6.372 EUR

Close (prev. day) 6.372 EUR

VWAP 5.575 EUR

Volume (pcs) 0

Trading volume 0.00

Number of trades 1

Last size 0

## Performance and Risk

	6m	1Y	3Y
Perf (%)	-4.94%	+151.56%	-39.46%
Perf (abs.)	-0.33	+3.84	-4.15
Beta	1.93	2.00	1.26
Volatility	84.06	116.81	99.02



5Y

Information about previous performance does not guarantee future performance.  
Source: FactSet

## Price data

Ø price 5 days   Ø volume 5 days (pcs.)	6.116 EUR (0)
Ø price 30 days   Ø volume 30 days (pcs.)	6.151 EUR (39)
Ø price 100 days   Ø volume 100 days (pcs.)	6.172 EUR (77)
Ø price 250 days   Ø volume 250 days (pcs.)	6.836 EUR (432)
YTD High   date	13.300 EUR (2024/02/28)
YTD Low   date	5.100 EUR (2024/08/07)
52 Weeks High   date	13.300 EUR (2024/02/28)
52 Weeks Low   date	2.046 EUR (2023/10/24)

## Arbitrage views

Exchange <span style="color: green;">➔</span>	Date	Time	Price	Trading volume (mio.)	Number of trades
Tradegate	2024/10/18	22:26	6.338 EUR	0.06	8
Stuttgart	2024/10/18	21:31	6.277 EUR	0.00	4
Nasdaq	2024/10/18	22:00	6.88 USD	9.53	9,896
Munich	2024/10/18	08:01	6.372 EUR	0.00	1
London Stock	2024/10/18	16:28	6.5731 USD	0.02	1

Exchange	16					
Frankfurt	2024/10/18	08:16	6.165 EUR	0.00		2
Duesseldorf	2024/10/18	19:30	6.321 EUR	0.00		7
Berlin	2024/10/18	21:52	6.355 EUR	0.00		19

## Company profile

### Company Logo



### Contact Details

ALTIMMUNE INC.

--

----

Telefon: -

Fax: -

E-mail: -

### Company Profile

-

### Members of Management Board

Mitchel Sayare Chairman of Board of Directors

Catherine Sohn Member of Board of Directors

David Drutz Member of Board of Directors

Diane Jorkasky Member of Board of Directors

John Gill Member of Board of Directors

Klaus Schafer Member of Board of Directors

Philip Hodges Member of Board of Directors

Wayne Pisano Member of Board of Directors