

## VILNIAUS BALDAI AB

ISIN: LT0000104267 WKN: -

## Overview

2018/05/21 17:59:00

Price

10.90 EUR

Difference  -0.91% (-0.10)

## General attributes

ISIN LT0000104267

Symbol VBL1L

Exchange London Stock Exchange

Currency EUR

Sector Industry

Security type Stock

Market cap (m) 30 EUR

Benchmark MSCI WORLD INDEX (STRD, UHD)

## Market data

Bid (Bid size) -

Ask (Ask size) -

Open 10.90 EUR

High 10.90 EUR

Low 10.90 EUR

Close (prev. day) 11.00 EUR

VWAP -

Volume (pcs) -

Trading volume -

Number of trades 1

Last size -

## Futures and Options

Related Futures -

Related Options -

## PDF Downloads

Company report: VILNIAUS BALDAI AB 

5Y











Chart  
not available

Information about previous performance does not guarantee future performance.

Source: FactSet

## Recent research

on sector

Date		Headline	Download
2024/09/11		Global Equity Ratings	
2024/09/05		Global Equity Ratings	
2024/08/12		Global Equity Ratings	
2024/07/24		Global Equity Ratings	
2024/07/12		Global Equity Ratings	

## Details

2018/05/21 17:59:00

## Price

10.90 EUR

Difference  -0.91% (-0.10)

## General attributes

ISIN	LT0000104267
Symbol	VBL1L
Exchange	London Stock Exchange
Currency	EUR
Sector	Industry
Security type	Stock
Market cap (m)	30 EUR
Benchmark	MSCI WORLD INDEX (STRD, UHD)

## Market data

Bid (Bid size)	-
Ask (Ask size)	-
Open	10.90 EUR
High	10.90 EUR
Low	10.90 EUR
Close (prev. day)	11.00 EUR
VWAP	-
Volume (pcs)	-
Trading volume	-
Number of trades	1
Last size	-

## Performance and Risk

	6m	1Y	3Y
Perf (%)	-	-	-
Perf (abs.)	-	-	-
Beta	0.43	0.53	0.70
Volatility	36.49	36.49	36.49

5Y

Chart  
not available

Information about previous performance does not guarantee future performance.  
Source: FactSet

## Price data

Ø price 5 days   Ø volume 5 days (pcs.)	11.22 EUR (0)
Ø price 30 days   Ø volume 30 days (pcs.)	12.04 EUR (0)
Ø price 100 days   Ø volume 100 days (pcs.)	12.86 EUR (0)
Ø price 250 days   Ø volume 250 days (pcs.)	10.12 EUR (0)
YTD High   date	13.00 EUR (2018/01/05)
YTD Low   date	10.90 EUR (2018/05/21)
52 Weeks High   date	13.20 EUR (2017/12/21)
52 Weeks Low   date	10.90 EUR (2018/05/21)

## All listings for VILNIAUS BALDAI AB

Exchange 	Date	Time	Price	Trading volume (mio.)	Number of trades
Stuttgart	2024/09/12	15:26	7.50 EUR	0.00	7
OMX Baltic Market Vilnius	2024/09/11	15:30	7.80 EUR	0.00	2
Munich	2024/09/12	08:18	8.15 EUR	0.00	1
London Stock Exchange	2018/05/21	17:59	10.90 EUR	0.00	1

## Company profile

### Company Logo

#### Contact Details

VILNIAUS BALDAI AB

--

Savanoriu Avenue 178B - 03154 Vilnius

Telefon: +370-5-25-25-700

Fax: +

E-mail: [info@vilniausbaldai.lt](mailto:info@vilniausbaldai.lt)

#### PDF Downloads

Company report: VILNIAUS BALDAI AB 

### Company Profile

Vilniaus Baldai AB engages in the production and sale of furniture. Its products include office, bedroom, sitting-room and youth room furniture. The company was founded in 1883 and is headquartered in Vilnius, Lithuania.

#### Members of Management Board

Jonas Krutinis Chairman of Managing Board

Martina Kondratavice Member of Executive Committee

Rytis Ignatavicius Member of Executive Committee

#### Board of directors

Vytautas Bucas Chairman of Supervisory Board

Andrius Anusauskas Member of Supervisory Board

Dalius Kaziunas Member of Supervisory Board