

HAIDILAO INTERNATIONAL HOLDING LTD.

15 minutes delayed

ISIN: **KYG4290A1013** WKN: -

Overview

2024/04/29 05:59:59 15 minutes delayed

5Y

Price

18.26 HKD

Difference  1.56% (0.28)

General attributes

ISIN	KYG4290A1013
Symbol	6862
Exchange	Hong Kong Stock Exchange
Currency	HKD
Sector	Consumer Products
Security type	Stock
Market cap (m)	11,973 EUR
Benchmark	MSCI WORLD INDEX (STRD, UHD)

Market data

Bid (Bid size)	-
Ask (Ask size)	-
Open	17.96 HKD
High	18.54 HKD
Low	17.80 HKD
Close (prev. day)	17.98 HKD
VWAP	18.121022 HKD
Volume (pcs)	-
Trading volume	-
Number of trades	-
Last size	-

Futures and Options







Related Futures	-
Related Options	-



Information about previous performance does not guarantee future performance.
Source: FactSet

Recent research

on sector

Date	Headline	Download
2024/04/26	 Global Equity Ratings	
2024/04/26	 Akciové trhy - denní zpráva	
2024/04/25	 Akciové trhy - denní zpráva	
2024/04/24	 Akciové trhy - denní zpráva	
2024/04/23	 Akciové trhy - denní zpráva	

Details

2024/04/29 05:59:59 15 minutes delayed

Price

18.26 HKD

Difference ▲ 1.56% (0.28)

General attributes

ISIN	KYG4290A1013
Symbol	6862
Exchange	Hong Kong Stock Exchange
Currency	HKD
Sector	Consumer Products
Security type	Stock
Market cap (m)	11,973 EUR
Benchmark	MSCI WORLD INDEX (STRD, UHD)

Market data

Bid (Bid size)	-
Ask (Ask size)	-
Open	17.96 HKD
High	18.54 HKD
Low	17.80 HKD
Close (prev. day)	17.98 HKD
VWAP	18.121022 HKD
Volume (pcs)	-
Trading volume	-
Number of trades	-
Last size	-

Performance and Risk

	6m	1Y	3Y
Perf (%)	-7.79%	-3.95%	-66.08%
Perf (abs.)	-1.52	-0.74	-35.02
Beta	0.66	0.87	0.46
Volatility	54.51	48.18	64.04

5Y



Information about previous performance does not guarantee future performance.
Source: FactSet

Price data

Ø price 5 days Ø volume 5 days (pcs.)	16.83 HKD (-)
Ø price 30 days Ø volume 30 days (pcs.)	17.16 HKD (-)
Ø price 100 days Ø volume 100 days (pcs.)	14.85 HKD (-)
Ø price 250 days Ø volume 250 days (pcs.)	17.40 HKD (-)
YTD High date	18.32 HKD (2024/04/02)
YTD Low date	11.94 HKD (2024/01/22)
52 Weeks High date	23.95 HKD (2023/08/11)
52 Weeks Low date	11.94 HKD (2024/01/22)

All listings for H Aidilao International Holding Ltd.

Exchange 📍	Date	Time	Price	Trading volume (mio.)	Number of trades
Tradegate	2024/04/26	22:26	2.10 EUR	0.03	6
Stuttgart	2024/04/26	10:33	2.10 EUR	0.00	4
Munich	2024/04/26	08:11	2.10 EUR	0.00	2
Hong Kong Stock Exchange	2024/04/29	05:59	18.26 HKD	-	-
Frankfurt	2024/04/29	09:28	2.08 EUR	0.00	2

	26					
FINRA other OTC Issues	2024/04/ 25	19:15	2.15 USD	0.01		1
Duesseldorf	2024/04/ 26	19:30	2.06 EUR	0.00		3
Berlin	2024/04/ 26	09:45	2.10 EUR	0.00		2

Company profile

Company Logo



Company Profile

-

Contact Details

HAIDILAO INTERNATIONAL

--

Telefon: -

Fax: -

E-mail: -